

# ***HEALTH SECTOR FINANCING BY CENTRE AND STATES/UTs IN INDIA***

***[2014-15 to 2016-17]***



***Compiled by:  
National Health Accounts Cell  
Ministry of Health & Family Welfare  
Government of India***

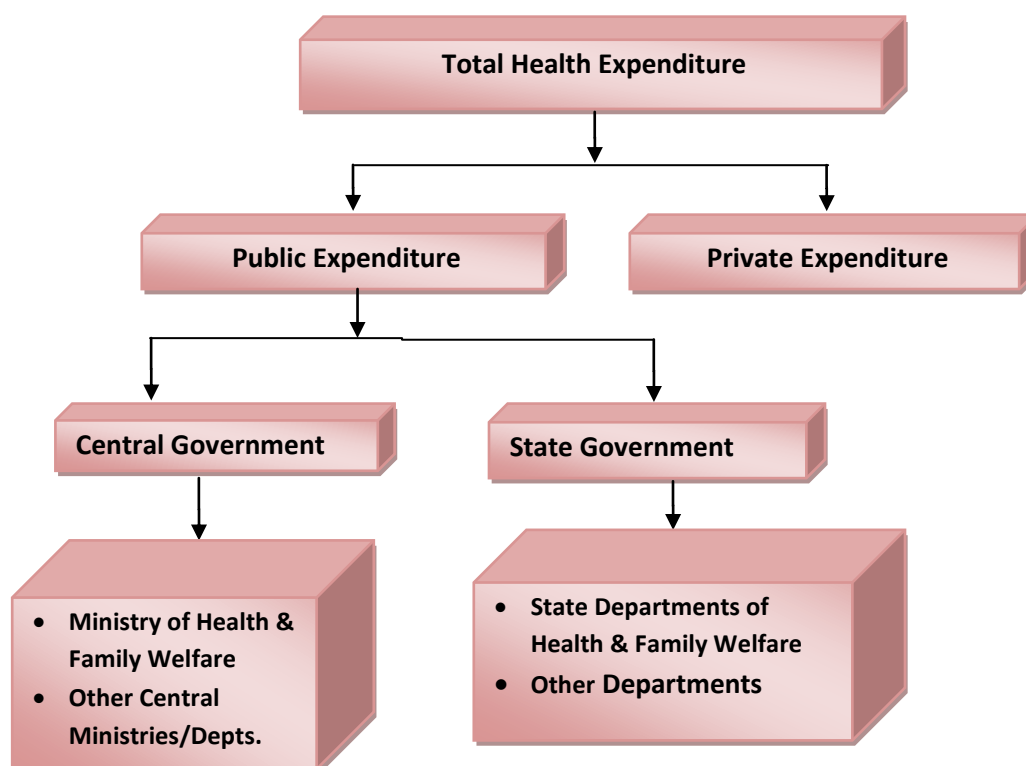
## *List of Tables*

	<i>Estimated Public Health Expenditure from 2014-15 onwards</i>	<i>Page 5</i>
<i>Table:1</i>	<i>Public Expenditure in Health by States &amp; Union Territories</i>	<i>Page 6</i>
<i>Table:2</i>	<i>Public Health Expenditure 2014-15 (Actual)</i>	<i>Page 7-8</i>
<i>Table:3</i>	<i>Public Health Outlay 2015-16 (RE)</i>	<i>Page 10-11</i>
<i>Table:4</i>	<i>Public Health Outlay 2016-17 (BE)</i>	<i>Page 13-14</i>
<i>Table:5</i>	<i>Medical &amp; Public Health Expenditure 2014-15 (Actual) Head Wise Classification</i>	<i>Page 16-20</i>
<i>Table:6</i>	<i>Medical &amp; Public Health Outlay 2015-16 (RE) Head Wise Classification</i>	<i>Page 23-27</i>
<i>Table:7</i>	<i>Medical &amp; Public Health Outlay 2016-17 (BE) Head Wise Classification</i>	<i>Page 30-34</i>
<i>Table:8</i>	<i>Union Territories Medical &amp; Public Health Expenditure/Outlay</i>	<i>Page 37</i>
<i>Table:9</i>	<i>Plan &amp; Non Plan Breakup of Public Health Expenditure by States</i>	<i>Page 38</i>

## *List of Charts*

<b>Chart 1</b>	<b>Sources of Data</b>	<b>Page 4</b>
<b>Chart: 2.1</b>	<b>Percentage Distribution of Public Health Expenditure on Revenue and Capital during 2014-15 (Actual)</b>	<b>Page 9</b>
<b>Chart: 3.1</b>	<b>Percentage Distribution of Public Health Outlay on Revenue and Capital during 2015-16 (RE)</b>	<b>Page 12</b>
<b>Chart: 4.1</b>	<b>Percentage Distribution of Public Health Outlay on Revenue and Capital during 2016-17 (BE)</b>	<b>Page 15</b>
<b>Chart: 5.1</b>	<b>Component Wise Breakup of Expenditure under Medical &amp; Public Health 2014-15 (Actual)</b>	<b>Page 21</b>
<b>Chart: 5.2</b>	<b>Component Wise Breakup of Expenditure under Family Welfare 2014-15 (Actual)</b>	<b>Page 22</b>
<b>Chart: 6.1</b>	<b>Component Wise Breakup of Outlay for Medical &amp; Public Health 2015-16 (RE)</b>	<b>Page 28</b>
<b>Chart: 6.2</b>	<b>Component Wise Breakup of Outlay for Family Welfare 2015-16 (RE)</b>	<b>Page 29</b>
<b>Chart: 7.1</b>	<b>Component Wise Breakup of Outlay for Medical &amp; Public Health 2016-17 (BE)</b>	<b>Page 35</b>
<b>Chart: 7.2</b>	<b>Component Wise Breakup of Outlay for Family Welfare 2016-17 (BE)</b>	<b>Page 36</b>
<b>Chart: 9.1</b>	<b>Percentage Distribution of Plan &amp; Non Plan Expenditure/Outlay in Total Public Health Expenditure</b>	<b>Page 39</b>

## Sources of Data



**\*\*This document does not capture Private Expenditure on Health. The Methodology for compiling the Public Health Expenditure is based on the OECD's System of Health Accounts, 2000.**

## **Public Expenditure**

Public Expenditure data has been sourced from the State Budget documents, Detailed Demand for Grants of MoHFW and other Central Ministries/Departments. This document gives in totality the classification under Plan and Non-Plan and provides actual expenditure, Budget and Revised Estimates (BE & RE) under the different schemes/programmes in the health sector. Budgetary accounting presents these data under different Heads-Major, Sub-Major and Minor Heads representing functions, sub-functions and the programmes.

In the case of health expenditure, the relevant Major Heads are 2210 – Revenue Expenditure on Medical and Public Health, 2211 - Revenue Expenditure on Family Welfare, 4210 - Capital Expenditure on Medical and Public Health and 4211- Capital Expenditure on Family Welfare. For the year 2014-15, Public Expenditure figures have been taken from the Demand for Grants of 2016-17 for State and Central ministries and these figures have been validated with the figures provided in the respective Annual Financial Statements. Included under public expenditure are the expenditure incurred under Major Heads 2210, 2211, 4210 and 4211 irrespective of the department through which these resources are channelized. It also includes all other expenditure heads appearing under Ministry of Health & Family Welfare, the Demand for Grants of Health and Family Welfare departments of State Governments and the expenditure on medical reimbursement or treatment of employees of the Central and State Governments. Additionally for the Central Government, medical expenditure incurred by the Ministries of Defence, Posts, Railways, Science and Technology, Mines, Labour and Employment have been covered as these Ministries contribute a significant proportion towards health spending.

### **Disclaimer:**

Health Sector financing data provided here are provisional and subject to change. While due care has been taken in the compilation and presentation of the data, it may be noted that the Department of Health & Family Welfare, shall not be responsible for any shortcomings, errors or omissions or for the results obtained from the use of this information. The Department of Health & Family Welfare has no financial liability whatsoever to the users of this data.

Estimated Public Health Expenditure from 2014-15 onwards (Rs. In Crores)					
Sl. No.	Sector	Heads	2014-15 (Actual)	2015-16 (RE)	2016-17 (BE)
	Public Expenditure	State Budget including Central Grants (including Treasury Route)	99967.13	131513.79	149083.72
1		State Budget (Own Expenditure)	80318.60	113177.18	129836.62
2		Centre MOHFW	32153.85	34956.60	39532.55
		Central Grants Through Treasury	19648.53	18336.61	19247.10
		3601	19420.79	18110.47	19034.82
		3602	227.74	226.14	212.28
		Other (Central Govt. Hospitals/Institutions, etc.)	12505.32	16619.99	20285.45
3		Other Central Ministries*	8409.64	8701.01	10341.78
4		UTs	718.14	908.57	945.81
5		Grand Total (1+2+3+4)	121600.23	157743.37	180656.77
Note: 1. All figures are provisional					
2. *Other Central Ministries includes RSBY					

<b>Table : 1 Public Expenditure in Health by States &amp; Union Territories (Rs. in 000)</b>			
<b>A- States</b>	<b>2014-15 (Actual)</b>	<b>2015-16 (RE)</b>	<b>2016-17 (BE)</b>
Andhra Pradesh	35513370*	50131716	64593685
Arunachal Pradesh	5907260	6729606	8932825
Assam	19271650	49919734	46168315
Bihar	36889989	50671944	78436304
Chhattisgarh	23762336	34797245	41087237
Delhi	37255934	41830785	53988152
Goa	5071713	7285251	8695581
Gujarat	64463438	74317175	82590504
Haryana	24099708	30548513	41452045
Himachal Pradesh	14109313	18937641	20267635
Jammu & Kashmir	14609202	29249245	30726552
Jharkhand	16307755	28909415	30725239
Karnataka	60110735	69798112	68970261
Kerala	42285724	52070539	57425626
Madhya Pradesh	47989729	55349712	72166579
Maharashtra	90093410	120660174	105271796
Manipur	5780379	5359074	5289332
Meghalaya	5738521	6225022	7617111
Mizoram	4184690	6448283	4910184
Nagaland	4180932	5880643	5929722
Odisha	32329874	39214344	47569649
Puducherry	4406786	5344169	5384299
Punjab	25782647	34003413	33649879
Rajasthan	65108751	98578639	116398243
Sikkim	2608668	3075445	2845549
Tamil Nadu	76964378	85431235	91491402
Telangana	26497501	46264958	65317187
Tripura	5958213	8294012	6763832
Uttar Pradesh	122094917	158717746	192871897
Uttarakhand	15343275	18705135	20063823
West Bengal	64950503	72389023	73236792
<b>TOTAL A</b>	<b>999671301</b>	<b>1315137948</b>	<b>1490837237</b>
<b>B- Union Territories (UTs)</b>			
Andaman & Nicobar Island	2231206	3100547	3230154
Chandigarh	3017223	3781099	3723457
Dadra & Nagar Haveli	927897	980428	1220127
Daman & Diu	503538	621890	578840
Lakshadweep	501549	601780	705560
<b>TOTAL B</b>	<b>7181413</b>	<b>9085744</b>	<b>9458138</b>
<b>Total of States &amp; UTs (A+B)</b>	<b>1006852714</b>	<b>1324223692</b>	<b>1500295375</b>

Provisional figures for the year 2015-16 (Revised Estimates) and 2016-17 (Budget Estimates)

\* Includes Actual (Accounts) of United Andhra Pradesh for two months for the year 2014-15

Table: 2 Public Health Expenditure 2014-15 (Actual) (Rs. in 000)							
States-A	Revenue		Capital		Total Revenue & Capital	Others <sup>(1)</sup>	Total
	Medical & Public Health	Family Welfare	Medical & Public Health	Family Welfare			
Andhra Pradesh*	23,247,007	8,685,158	2,123,722	-	34,055,887	1,457,483	35,513,370
Arunachal Pradesh	5,074,185	387,775	340,455	-	5,802,415	104,845	5,907,260
Assam	16,970,222	2,122,951	131,209	-	19,224,382	47,268	19,271,650
Bihar	29,153,946	3,728,027	3,157,704	-	36,039,677	850,312	36,889,989
Chhattisgarh	19,301,048	1,687,838	2,344,640	-	23,333,526	428,810	23,762,336
Delhi	30,615,097	700,449	4,904,356	-	36,219,902	1,036,032	37,255,934
Goa	4,785,328	110,583	168,739	-	5,064,650	7,063	5,071,713
Gujarat	37,465,612	6,511,716	19,388,595	303,134	63,669,057	794,381	64,463,438
Haryana	20,465,727	1,272,818	648,730	-	22,387,275	1,712,433	24,099,708
Himachal Pradesh	9,983,646	2,388,177	622,717	-	12,994,540	1,114,773	14,109,313
Jammu & Kashmir	14,167,765	179,217	-	-	14,346,982	262,220	14,609,202
Jharkhand	12,771,988	808,049	2,609,734	-	16,189,771	117,984	16,307,755
Karnataka	44,331,029	6,250,032	7,904,261	-	58,485,322	1,625,413	60,110,735
Kerala	36,386,412	3,964,624	1,931,873	69	42,282,978	2,746	42,285,724
Madhya Pradesh	40,930,256	4,283,169	2,327,236	-	47,540,661	449,068	47,989,729
Maharashtra	78,615,551	6,356,775	4,695,435	-	89,667,761	425,649	90,093,410
Manipur	3,966,890	209,659	1,586,377	-	5,762,926	17,453	5,780,379
Meghalaya	4,482,121	351,825	878,589	-	5,712,535	25,986	5,738,521
Mizoram	2,906,348	374,226	178,016	-	3,458,590	726,100	4,184,690
Nagaland	3,684,935	283,713	212,284	-	4,180,932		4,180,932
Odisha	25,126,587	2,608,712	4,137,788	-	31,873,087	456,787	32,329,874
Puducherry	4,223,244	85,032	96,584	-	4,404,860	1,926	4,406,786
Punjab	21,699,091	1,942,632	659	-	23,642,382	2,140,265	25,782,647
Rajasthan	39,539,901	20,194,091	4,843,247	-	64,577,239	531,512	65,108,751
Sikkim	1,831,847	153,122	613,281	-	2,598,250	10,418	2,608,668
Tamilnadu	53,070,158	15,935,978	3,222,833	2,459,082	74,688,051	2,276,327	76,964,378

<b>Table: 2 Public Health Expenditure 2014-15 (Actual) (Rs. in 000)</b>							
States-A	Revenue		Capital		Total Revenue & Capital	Others <sup>(1)</sup>	Total
	Medical & Public Health	Family Welfare	Medical & Public Health	Family Welfare			
Telangana	18,128,849	6,653,994	807,188	-	25,590,031	907,470	26,497,501
Tripura	3,555,742	1,374,245	1,028,129	-	5,958,116	97	5,958,213
Uttar Pradesh	61,389,095	39,368,230	19,007,127	-	119,764,452	2,330,465	122,094,917
Uttarakhand	11,364,617	1,086,479	2,604,238	30	15,055,364	287,911	15,343,275
West Bengal	47,197,392	5,902,207	10,651,468	-	63,751,067	1,199,436	64,950,503
<b>Total A</b>	<b>726,431,636</b>	<b>145,961,503</b>	<b>103,167,214</b>	<b>2,762,315</b>	<b>978,322,668</b>	<b>21,348,633</b>	<b>999,671,301</b>
<b>UTs- B</b>							
Andaman & Nicobar Island	1,923,609	-	193,342	-	2,116,951	114,255	2,231,206
Chandigarh	2,442,354	-	432,028	-	2,874,382	142,841	3,017,223
Dadra & Nagar Haveli	528,351	-	394,298	-	922,649	5,248	927,897
Daman & Diu	414,698	-	82,288	-	496,986	6,552	503,538
Lakshadweep	427,100	-	62,500	-	489,600	11,949	501,549
<b>Total B<sup>(2)</sup></b>	<b>5,736,112</b>	<b>-</b>	<b>1,164,456</b>	<b>-</b>	<b>6,900,568</b>	<b>280,845</b>	<b>7,181,413</b>
<b>MOHFW-C</b>	<b>94,424,631</b>	<b>11,260,259</b>	<b>8,831,802</b>	<b>-</b>	<b>114,516,692</b>	<b>10,536,440<sup>(3)</sup></b>	<b>125,053,132</b>
<b>Major Head-3601</b>	<b>194,207,913</b>	<b>-</b>	<b>-</b>	<b>-</b>	<b>194,207,913</b>	<b>-</b>	<b>194,207,913</b>
<b>Major Head-3602</b>	<b>-</b>	<b>2,277,422</b>	<b>-</b>	<b>-</b>	<b>2,277,422</b>	<b>-</b>	<b>2,277,422</b>
<b>Other Central Ministries(D)</b>	<b>-</b>	<b>-</b>	<b>-</b>	<b>-</b>	<b>-</b>	<b>84,096,437<sup>(4)</sup></b>	<b>84,096,437</b>
<b>Grand Total A+B+C+D</b>	<b>826,592,379</b>	<b>157,221,762</b>	<b>113,163,472</b>	<b>2,762,315</b>	<b>1,099,739,928</b>	<b>116,262,355</b>	<b>1,216,002,283</b>

**Notes:** The accounts figure has been taken for all the states

\* Includes Actual (Accounts) of United Andhra Pradesh for two months for the year 2014-15

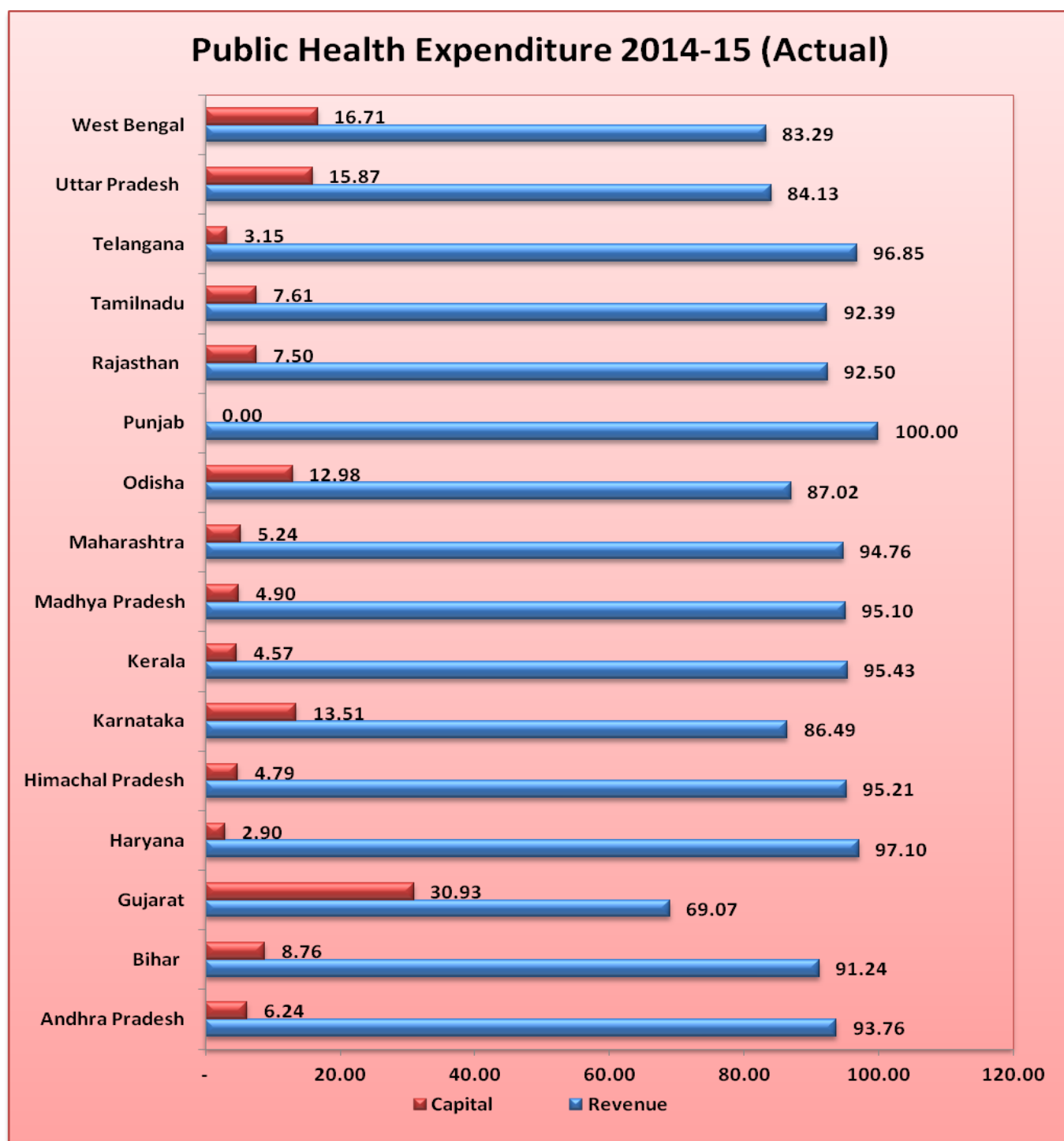
- Others includes Medical reimbursement/ Medical Treatment expenditure, other departments expenditure within the health demand and Secretariat Social Service Expenditure (2251).
- Data of UTs taken from Ministry of Home Affairs
- Others indicated under MOHFW includes the expenditure on Major Heads of 2013, 2071, 2251 and 3606.
- Medical Expenditure by Ministry of Defence, Railways, Labour & Employment (Including RSBY), Science and Technology, Mines and Post.
- Grand total excludes data relating to Major Head 3601 & Major Head 3602 (Grants in Aid to State Governments & UTs) as it is accounted for in the States Budget.

**Source:**

- Demand for grants of Ministry of Health & Family Welfare & Other Central Ministries (2016-17), Government of India
- Demand for grants of Department of Health & Family Welfare & Other Departments (2016-17), Different State Governments



**Chart: 2.1 Percentage Distribution of Public Health Expenditure on Revenue & Capital during 2014-15 (Actual)**



<b>Table: 3                      Public Health Outlay 2015-16 (R.E)                      (Rs. in 000)</b>							
<b>States-A</b>	<b>Revenue</b>		<b>Capital</b>		<b>Total Revenue &amp; Capital</b>	<b>Others<sup>(1)</sup></b>	<b>Total</b>
	<b>Medical &amp; Public Health</b>	<b>Family Welfare</b>	<b>Medical &amp; Public Health</b>	<b>Family Welfare</b>			
<b>Andhra Pradesh</b>	36,312,902	9,814,330	2,295,415	-	48,422,647	1,709,069	50,131,716
<b>Arunachal Pradesh</b>	5,837,556	264,166	310,307	-	6,412,029	317,577	6,729,606
<b>Assam</b>	39,373,074	3,430,542	1,444,066	-	44,247,682	5,672,052	49,919,734
<b>Bihar</b>	35,741,141	4,145,542	9,684,100	-	49,570,783	1,101,161	50,671,944
<b>Chhattisgarh</b>	27,718,628	2,084,160	4,462,760	-	34,265,548	531,697	34,797,245
<b>Delhi</b>	34,107,768	1,012,900	4,826,232	-	39,946,900	1,883,885	41,830,785
<b>Goa</b>	6,269,309	150,000	854,852	-	7,274,161	11,090	7,285,251
<b>Gujarat</b>	46,579,900	8,528,342	18,793,536	162,749	74,064,527	252,648	74,317,175
<b>Haryana</b>	26,472,652	1,742,600	357,500	-	28,572,752	1,975,761	30,548,513
<b>Himachal Pradesh</b>	12,449,545	3,964,459	1,275,113	-	17,689,117	1,248,524	18,937,641
<b>Jammu &amp; Kashmir</b>	20,995,544	638,814	7,245,030	-	28,879,388	369,857	29,249,245
<b>Jharkhand</b>	22,741,244	1,338,311	4,739,517	-	28,819,072	90,343	28,909,415
<b>Karnataka</b>	53,852,814	6,902,533	7,029,927	-	67,785,274	2,012,838	69,798,112
<b>Kerala</b>	43,952,872	4,569,601	3,049,119	-	51,571,592	498,947	52,070,539
<b>Madhya Pradesh</b>	48,788,965	3,516,466	2,443,220	-	54,748,651	601,061	55,349,712
<b>Maharashtra</b>	103,604,985	7,570,061	8,978,471	-	120,153,517	506,657	120,660,174
<b>Manipur</b>	4,650,626	168,617	536,215	-	5,355,458	3,616	5,359,074
<b>Meghalaya</b>	4,769,100	72,700	986,400	-	5,828,200	396,822	6,225,022
<b>Mizoram</b>	4,888,018	324,176	236,701	-	5,448,895	999,388	6,448,283
<b>Nagaland</b>	5,361,397	259,246	260,000	-	5,880,643	-	5,880,643
<b>Odisha</b>	32,026,830	1,845,303	4,822,358	-	38,694,491	519,853	39,214,344
<b>Puducherry</b>	5,141,427	73,258	112,616	-	5,327,301	16,868	5,344,169
<b>Punjab</b>	29,195,848	2,133,783	78,171	-	31,407,802	2,595,611	34,003,413
<b>Rajasthan</b>	50,710,670	38,126,998	9,066,849	-	97,904,517	674,122	98,578,639
<b>Sikkim</b>	2,031,279	231,524	799,706	-	3,062,509	12,936	3,075,445
<b>Tamilnadu</b>	60,137,126	18,445,968	2,496,126	2,231,501	83,310,721	2,120,514	85,431,235

<b>Table: 3 Public Health Outlay 2015-16 (R.E) (Rs. in 000)</b>							
States-A	Revenue		Capital		Total Revenue & Capital	Others <sup>(1)</sup>	Total
	Medical & Public Health	Family Welfare	Medical & Public Health	Family Welfare			
Telangana	28,039,425	11,668,292	4,059,496	-	43,767,213	2,497,745	46,264,958
Tripura	3,782,090	1,292,130	1,808,622	1,408,845	8,291,687	2,325	8,294,012
Uttar Pradesh	75,280,192	57,035,308	24,918,805	-	157,234,305	1,483,441	158,717,746
Uttarakhand	15,576,973	1,201,913	1,585,885	5,100	18,369,871	335,264	18,705,135
West Bengal	49,565,983	3,418,982	18,032,667	-	71,017,632	1,371,391	72,389,023
<b>Total A</b>	<b>935,955,883</b>	<b>195,971,025</b>	<b>147,589,782</b>	<b>3,808,195</b>	<b>1,283,324,885</b>	<b>31,813,063</b>	<b>1,315,137,948</b>
<b>UTs- B</b>							
Andaman & Nicobar Island	2,724,700	-	242,500	-	2,967,200	133,347	3,100,547
Chandigarh	2,742,600	-	879,400	-	3,622,000	159,099	3,781,099
Dadra & Nagar Haveli	694,100	-	279,100	-	973,200	7,228	980,428
Daman & Diu	436,800	-	174,700	-	611,500	10,390	621,890
Lakshadweep	501,800	-	70,000	-	571,800	29,980	601,780
<b>Total B<sup>(2)</sup></b>	<b>7,100,000</b>	<b>-</b>	<b>1,645,700</b>	<b>-</b>	<b>8,745,700</b>	<b>340,044</b>	<b>9,085,744</b>
MOHFW-C	118,612,089	25,359,611	10,201,300	10,000	154,183,000	12,016,900 <sup>(3)</sup>	166,199,900
Major Head-3601	181,104,720	-	-	-	181,104,720	-	181,104,720
Major Head-3602	-	2,261,380	-	-	2,261,380	-	2,261,380
Other Central Ministries(D)	-	-	-	-	-	87,010,141 <sup>(4)</sup>	87,010,141
<b>Grand Total A+B+C+D</b>	<b>1,061,667,972</b>	<b>221,330,636</b>	<b>159,436,782</b>	<b>3,818,195</b>	<b>1,446,253,585</b>	<b>131,180,148</b>	<b>1,577,433,733</b>

1. Others includes Medical reimbursement/ Medical Treatment expenditure, Other departments expenditure within the health demand, Secretariat Social Service Expenditure (2251).
2. Data of UTs taken from Ministry of Home Affairs
3. Others indicated under MOHFW includes the expenditure on Major Heads of 2013, 2071, 2251 and 3606.
4. Medical Expenditure by Ministry of Defence, Railways, Labour & Employment (Including RSBY), Science and Technology, Mines and Post.
5. Grand total excludes data relating to Major Head 3601 & Major Head 3602 (Grants in Aid to State Governments & UTs) as it is accounted for in the States Budget.

**Source:**

1. Demand for grants of Ministry of Health & Family Welfare & Other Central Ministries (2016-17), Government of India
2. Demand for grants of Department of Health & Family Welfare & Other Departments (2016-17), Different State Governments

**Chart: 3.1 Percentage Distribution of Public Health Outlay on Revenue & Capital during 2015-16 (RE)**

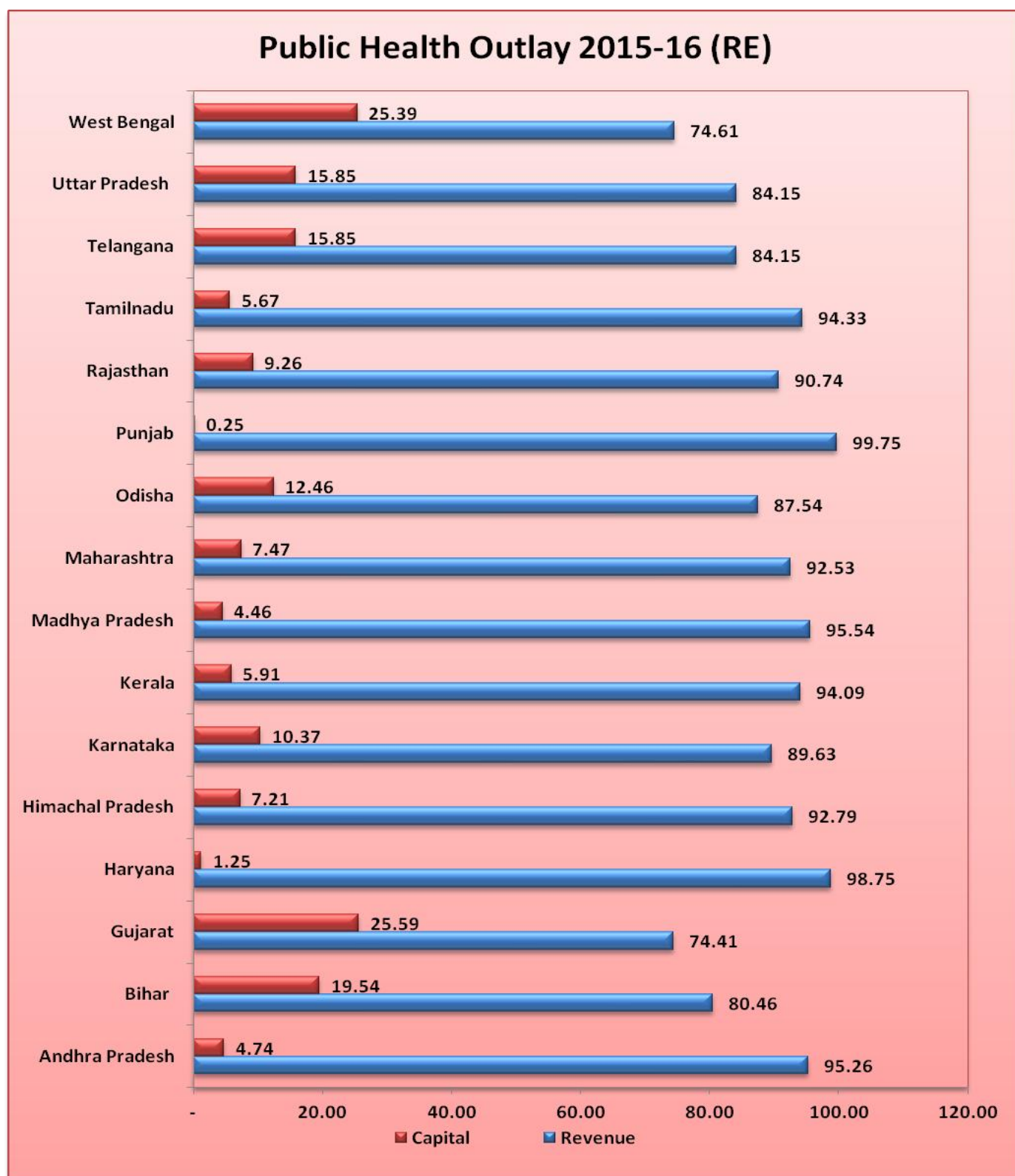


Table: 4 Public Health Outlay 2016-17 (B.E) (Rs. in 000)							
States-A	Revenue		Capital		Total Revenue & Capital	Others <sup>(1)</sup>	Total
	Medical & Public Health	Family Welfare	Medical & Public Health	Family Welfare			
Andhra Pradesh	42,826,352	14,873,130	4,772,556	-	62,472,038	2,121,647	64,593,685
Arunachal Pradesh	8,746,785	-	172,965	-	8,919,750	13,075	8,932,825
Assam	36,083,507	2,718,049	1,143,882	-	39,945,438	6,222,877	46,168,315
Bihar	65,482,881	2,445,092	9,247,500	-	77,175,473	1,260,831	78,436,304
Chhattisgarh	33,346,646	2,933,391	4,199,180	-	40,479,217	608,020	41,087,237
Delhi	43,429,700	625,500	8,538,900	-	52,594,100	1,394,052	53,988,152
Goa	7,492,086	149,900	1,039,005	-	8,680,991	14,590	8,695,581
Gujarat	54,360,000	9,005,073	17,865,241	231,000	81,461,314	1,129,190	82,590,504
Haryana	31,563,894	1,824,500	5,781,000	-	39,169,394	2,282,651	41,452,045
Himachal Pradesh	14,262,590	4,295,735	802,850	-	19,361,175	906,460	20,267,635
Jammu & Kashmir	23,986,478	345,636	6,034,026	-	30,366,140	360,412	30,726,552
Jharkhand	23,068,023	1,116,033	6,451,027	-	30,635,083	90,156	30,725,239
Karnataka	53,472,000	6,620,700	6,300,800	-	66,393,500	2,576,761	68,970,261
Kerala	49,275,835	3,984,264	3,619,456	-	56,879,555	546,071	57,425,626
Madhya Pradesh	63,019,737	3,915,760	4,595,900	-	71,531,397	635,182	72,166,579
Maharashtra	90,515,388	8,100,731	6,109,206	-	104,725,325	546,471	105,271,796
Manipur	4,688,915	168,617	431,800	-	5,289,332	-	5,289,332
Meghalaya	6,256,610	99,850	838,790	-	7,195,250	421,861	7,617,111
Mizoram	4,105,875	36,951	-	-	4,142,826	767,358	4,910,184
Nagaland	5,379,176	305,546	245,000	-	5,929,722	-	5,929,722
Odisha	37,557,180	3,222,966	6,290,000	-	47,070,146	499,503	47,569,649
Puducherry	5,062,015	87,720	220,800	-	5,370,535	13,764	5,384,299
Punjab	30,287,493	2,604,144	49,974	-	32,941,611	708,268	33,649,879
Rajasthan	59,595,603	39,107,152	16,866,538	-	115,569,293	828,950	116,398,243
Sikkim	1,976,667	238,420	617,540	-	2,832,627	12,922	2,845,549
Tamilnadu	65,347,254	19,403,873	3,322,900	1,145,093	89,219,120	2,272,282	91,491,402

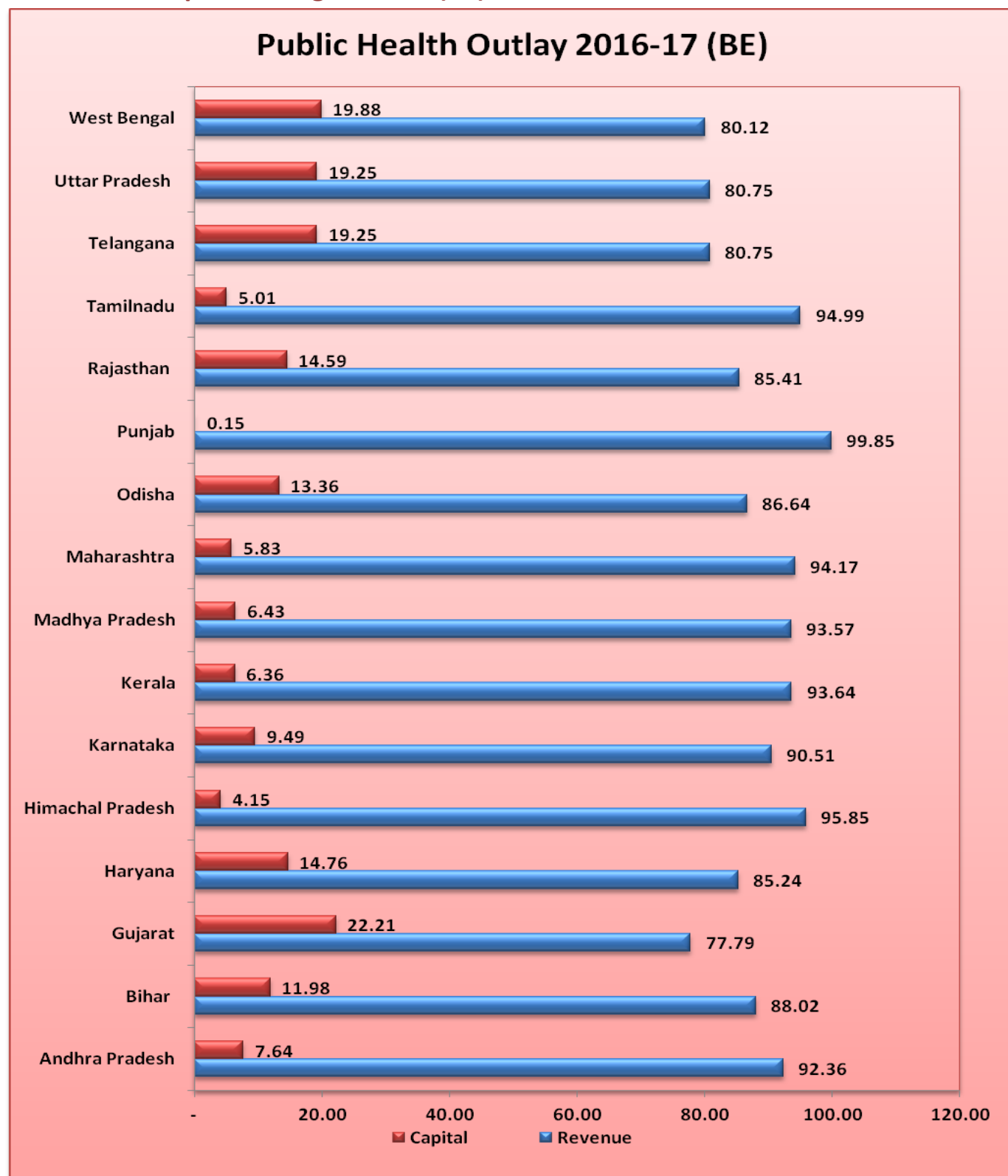
<b>Table: 4 Public Health Outlay 2016-17 (B.E) (Rs. in 000)</b>							
States-A	Revenue		Capital		Total Revenue & Capital	Others <sup>(1)</sup>	Total
	Medical & Public Health	Family Welfare	Medical & Public Health	Family Welfare			
Telangana	47,894,348	11,710,540	3,158,232	34,000	62,797,120	2,520,067	65,317,187
Tripura	4,217,400	1,651,200	894,932	-	6,763,532	300	6,763,832
Uttar Pradesh	92,253,108	62,276,488	34,847,886	1,988,000	191,365,482	1,506,415	192,871,897
Uttarakhand	17,030,569	1,537,707	1,169,797	10,000	19,748,073	315,750	20,063,823
West Bengal	51,289,208	6,208,143	14,262,270	-	71,759,621	1,477,171	73,236,792
<b>Total A</b>	<b>1,073,873,323</b>	<b>211,612,811</b>	<b>169,889,953</b>	<b>3,408,093</b>	<b>1,458,784,180</b>	<b>32,053,057</b>	<b>1,490,837,237</b>
<b>UTs- B</b>							
Andaman & Nicobar Island	2,808,000	-	307,000	-	3,115,000	115,154	3,230,154
Chandigarh	3,044,400	-	489,500	-	3,533,900	189,557	3,723,457
Dadra & Nagar Haveli	714,300	-	499,600	-	1,213,900	6,227	1,220,127
Daman & Diu	483,800	-	81,200	-	565,000	13,840	578,840
Lakshadweep	564,100	-	80,000	-	644,100	61,460	705,560
<b>Total B<sup>(2)</sup></b>	<b>7,614,600</b>	<b>-</b>	<b>1,457,300</b>	<b>-</b>	<b>9,071,900</b>	<b>386,238</b>	<b>9,458,138</b>
<b>MOHFW-C</b>	<b>145,231,500</b>	<b>27,712,200</b>	<b>17,604,400</b>	<b>7,200</b>	<b>190,555,300</b>	<b>12,299,200<sup>(3)</sup></b>	<b>202,854,500</b>
Major Head-3601	190,348,200	-	-	-	190,348,200	-	190,348,200
Major Head-3602	-	2,122,800	-	-	2,122,800	-	2,122,800
Other Central Ministries(D)	-	-	-	-	-	103,417,843 <sup>(4)</sup>	103,417,843
<b>Grand Total A+B+C+D</b>	<b>1,226,719,423</b>	<b>239,325,011</b>	<b>188,951,653</b>	<b>3,415,293</b>	<b>1,658,411,380</b>	<b>148,156,338</b>	<b>1,806,567,718</b>

1. Others includes Medical reimbursement/ Medical Treatment expenditure, Other departments expenditure within the health demand, Secretariat Social Service Expenditure (2251).
2. Data of UTs taken from Ministry of Home Affairs
3. Others indicated under MOHFW includes the expenditure on Major Heads of 2013, 2071, 2251 and 3606.
4. Medical Expenditure by Ministry of Defence, Railways, Labour & Employment (Including RSBY), Science and Technology, Mines and Post.
5. Grand total excludes data relating to Major Head 3601 & Major Head 3602 (Grants in Aid to State Governments & UTs) as it is accounted for in the States Budget.

**Source:**

1. Demand for grants of Ministry of Health & Family Welfare & Other Central Ministries (2016-17), Government of India
2. Demand for grants of Department of Health & Family Welfare & Other Departments (2016-17), Different State Governments

**Chart: 4.1 Percentage Distribution of Public Health Outlay on Revenue & Capital during 2016-17 (BE)**



<b>Table: 5 Medical &amp; Public Health Expenditure 2014-15 (Actual) (Rs. in 000)</b>							
<b>A-Medical &amp; Public Health</b>	<b>Andhra Pradesh*</b>	<b>Arunachal Pradesh</b>	<b>Assam</b>	<b>Bihar</b>	<b>Chhattisgarh</b>	<b>Delhi</b>	<b>Goa</b>
Urban Health Services Allopathy (01)	11229428	1848622	2721755	8261263	5409473	29653288	2371043
Urban Health Services Other System of Medicine (02)	1253295	0	39221	8841136	1122598	1067616	43677
Rural Health Services – Allopathy (03)	7092595	2220497	7841741	10442254	11461157	244037	905518
Rural Health Services -Other System of Medicine (04)	308272	135697	225691	156845	876657	1867	0
Medical Education Training & Research (05)	2494802	162199	4230025	3879038	1354039	1360700	819622
Public Health (06)	2237289	707170	1918132	732547	1413942	2302330	465902
General (80)	755048	340455	125471	-1433	7822	903782	348305
Deduct Recoveries (911)	0	0	-605	0	0	-14167	0
<b>Total -A</b>	<b>25370729</b>	<b>5414640</b>	<b>17101431</b>	<b>32311650</b>	<b>21645688</b>	<b>35519453</b>	<b>4954067</b>
<b>B-Family Welfare</b>							
Direction & Administration (001)	98717	63532	184692	209472	86093	31266	19066
Training (003)	44247	0	93834	82291	52757	6918	0
Research & Evaluation (004)	0	0	0	1061	0	0	0
Rural Family Welfare Services (101)	2051618	47744	1566822	3363936	1521914	0	91521
Urban Family Welfare Services (102)	62579	23020	50388	35612	25036	51355	0
Maternity & Child Health (103)	617231	0	117089	36673	0	16910	0
Transport (104)	4201	0	17091	0	0	0	0
Compensation (105)	10130	0	0	0	2018	0	0
Mass Education (106)	0	0	0	0	0	0	0
Selected Area Programmes (108)	48000	0	0	0	0	0	0
Reproductive Child Health Programme (109)	0	0	0	0	0	0	0
Assistance to Public Sector and other Undertakings (190)	0	0	0	0	0	0	0
Asst Local bodies (196,198)	0	0	0	0	0	0	0
Other Services and Supplies (200)	4470048	0	93128	0	20	0	0
Tribal Area (796), Special Component Plan for SC(789) & Scheduled Caste Component Plan (793)	1278387	0	0	0	0	0	0
International Cooperation (798)	0	0	0	0	0	0	0
Other Expenditure (800)	0	253479	0	0	0	594000	0
Deduct Recoveries (911)	0	0	-93	-1018	0	0	-4
<b>Total-B</b>	<b>8685158</b>	<b>387775</b>	<b>2122951</b>	<b>3728027</b>	<b>1687838</b>	<b>700449</b>	<b>110583</b>
<b>Total -A+B</b>	<b>34055887</b>	<b>5802415</b>	<b>19224382</b>	<b>36039677</b>	<b>23333526</b>	<b>36219902</b>	<b>5064650</b>
Others	1457483	104845	47268	850312	428810	1036032	7063
<b>Grand Total</b>	<b>35513370</b>	<b>5907260</b>	<b>19271650</b>	<b>36889989</b>	<b>23762336</b>	<b>37255934</b>	<b>5071713</b>

\*Includes Actual (Accounts) of United Andhra Pradesh for two months for the year 2014-15



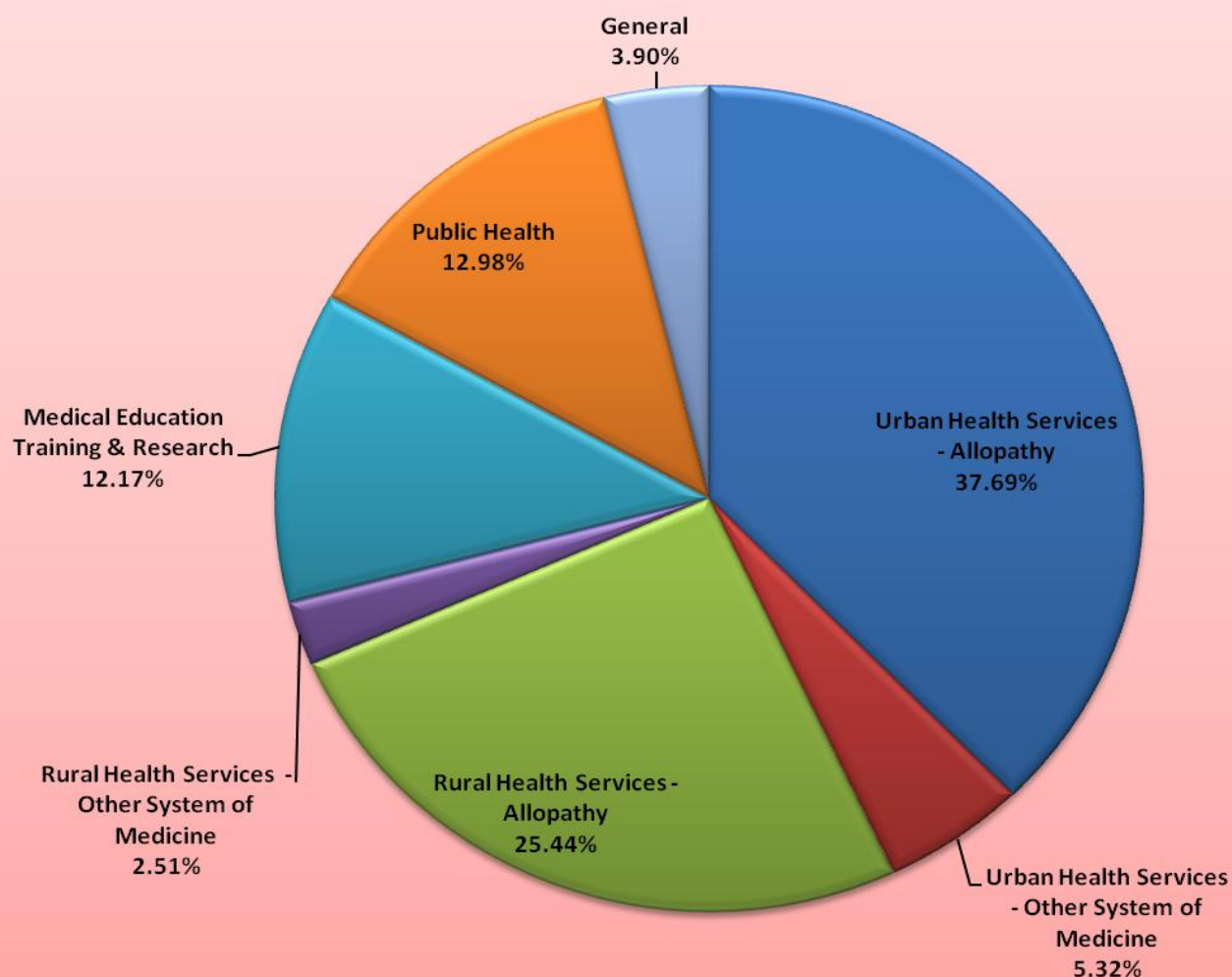
<b>Table: 5 (Cont...) Medical &amp; Public Health Expenditure 2014-15 (Actual) (Rs. in 000)</b>							
<b>A-Medical &amp; Public Health</b>	<b>Gujarat</b>	<b>Haryana</b>	<b>Himachal Pradesh</b>	<b>Jammu Kashmir</b>	<b>Jharkhand</b>	<b>Karnataka</b>	<b>Kerala</b>
Urban Health Services Allopathy (01)	21389964	6567536	2394710	1995201	8189561	10790214	10938817
Urban Health Services Other System of Medicine (02)	5267877	98449	981445	416816	1696202	109723	3213476
Rural Health Services – Allopathy (03)	12422798	6597858	3716747	3648995	2859194	12955150	6594864
Rural Health Services -Other System of Medicine (04)	632118	752403	955616	3562542	86669	164845	134203
Medical Education Training & Research (05)	4768636	5491784	2280500	3959454	1830751	10340064	8677905
Public Health (06)	12264449	1569597	277345	584757	719345	4286906	7087189
General (80)	108365	36830	0	0	0	13588388	1671831
Deduct Recoveries (911)	0	0	0	0	0	0	0
<b>Total -A</b>	<b>56854207</b>	<b>21114457</b>	<b>10606363</b>	<b>14167765</b>	<b>15381722</b>	<b>52235290</b>	<b>38318285</b>
<b>B-Family Welfare</b>							
Direction & Administration (001)	290352	166104	73173	41782	114045	44316	193338
Training (003)	148664	69121	23218	6279	33287	92699	36791
Research & Evaluation (004)	0	0	0	0	334185	0	0
Rural Family Welfare Services (101)	2467431	906336	692189	129538	219571	0	3378318
Urban Family Welfare Services (102)	642443	33314	104346	0	21116	137080	0
Maternity & Child Health (103)	2151045	76319	0	0	85845	876786	0
Transport (104)	14790	0	0	1618	0	22438	14701
Compensation (105)	0	0	0	0	0	0	0
Mass Education (106)	140385	0	0	0	0	0	2282
Selected Area Programmes (108)	0	0	0	0	0	110612	0
Reproductive Child Health Programme (109)	0	0	0	0	0	0	2639
Assistance to Public Sector and other Undertakings (190)	0	0	0	0	0	0	0
Asst Local bodies (196,198)	0	0	0	0	0	4966123	0
Other Services and Supplies (200)	175277	21624	0	0	0	0	328736
Tribal Area (796), Special Component Plan for SC(789) & Scheduled Caste Component Plan (793)	655377	0	182622	0	0	0	0
International Cooperation (798)	0	0	0	0	0	0	0
Other Expenditure (800)	129086	0	1312629	0	0	0	12850
Deduct Recoveries (911)	0	0	0	0	0	-22	-4962
<b>Total-B</b>	<b>6814850</b>	<b>1272818</b>	<b>2388177</b>	<b>179217</b>	<b>808049</b>	<b>6250032</b>	<b>3964693</b>
<b>Total -A+B</b>	<b>63669057</b>	<b>22387275</b>	<b>12994540</b>	<b>14346982</b>	<b>16189771</b>	<b>58485322</b>	<b>42282978</b>
Others	794381	1712433	1114773	262220	117984	1625413	2746
<b>Grand Total</b>	<b>64463438</b>	<b>24099708</b>	<b>14109313</b>	<b>14609202</b>	<b>16307755</b>	<b>60110735</b>	<b>42285724</b>

<b>Table: 5 (Cont...) Medical &amp; Public Health Expenditure 2014-15 (Actual) (Rs. in 000)</b>							
<b>A-Medical &amp; Public Health</b>	<b>Madhya Pradesh</b>	<b>Maharashtra</b>	<b>Manipur</b>	<b>Meghalaya</b>	<b>Mizoram</b>	<b>Nagaland</b>	<b>Odisha</b>
Urban Health Services Allopathy (01)	25802279	28669950	1780179	1615709	925899	1569792	8046343
Urban Health Services Other System of Medicine (02)	2648066	2649736	272059	548539	2370	2369	1445868
Rural Health Services – Allopathy (03)	7559145	4150522	1854505	1225605	1076119	1118198	13633508
Rural Health Services -Other System of Medicine (04)	47157	660515	394708	30335	0	0	552575
Medical Education Training & Research (05)	2500897	6910915	787141	42636	14634	36261	2539038
Public Health (06)	4130194	40146594	442483	301607	1023160	1157908	2627633
General (80)	569754	122792	22192	1596279	42182	12691	419410
Deduct Recoveries (911)	0	-38	0	0	0	0	0
<b>Total -A</b>	<b>43257492</b>	<b>83310986</b>	<b>5553267</b>	<b>5360710</b>	<b>3084364</b>	<b>3897219</b>	<b>29264375</b>
<b>B-Family Welfare</b>							
Direction & Administration (001)	28106	727425	74667	77023	33830	283713	59374
Training (003)	287819	168822	14414	21011	12705	0	73212
Research & Evaluation (004)	0	0	0	0	0	0	0
Rural Family Welfare Services (101)	0	4563213	116722	231010	238559	0	1404263
Urban Family Welfare Services (102)	237127	195145	3856	6886	5017	0	83634
Maternity & Child Health (103)	0	637436	0	14043	5615	0	0
Transport (104)	0	7426	0	1852	0	0	4521
Compensation (105)	0	6548	0	0	0	0	0
Mass Education (106)	0	0	0	0	0	0	0
Selected Area Programmes (108)	0	0	0	0	0	0	0
Reproductive Child Health Programme (109)	0	0	0	0	78500	0	0
Assistance to Public Sector and other Undertakings (190)	0	0	0	0	0	0	0
Asst Local bodies (196,198)	3730117	0	0	0	0	0	0
Other Services and Supplies (200)	0	50000	0	0	0	0	98492
Tribal Area (796), Special Component Plan for SC(789) & Scheduled Caste Component Plan (793)	0	760	0	0	0	0	886085
International Cooperation (798)	0	0	0	0	0	0	0
Other Expenditure (800)	0	0	0	0	0	0	0
Deduct Recoveries (911)	0	0	0	0	0	0	-869
<b>Total-B</b>	<b>4283169</b>	<b>6356775</b>	<b>209659</b>	<b>351825</b>	<b>374226</b>	<b>283713</b>	<b>2608712</b>
<b>Total -A+B</b>	<b>47540661</b>	<b>89667761</b>	<b>5762926</b>	<b>5712535</b>	<b>3458590</b>	<b>4180932</b>	<b>31873087</b>
Others	449068	425649	17453	25986	726100	0	456787
<b>Grand Total</b>	<b>47989729</b>	<b>90093410</b>	<b>5780379</b>	<b>5738521</b>	<b>4184690</b>	<b>4180932</b>	<b>32329874</b>

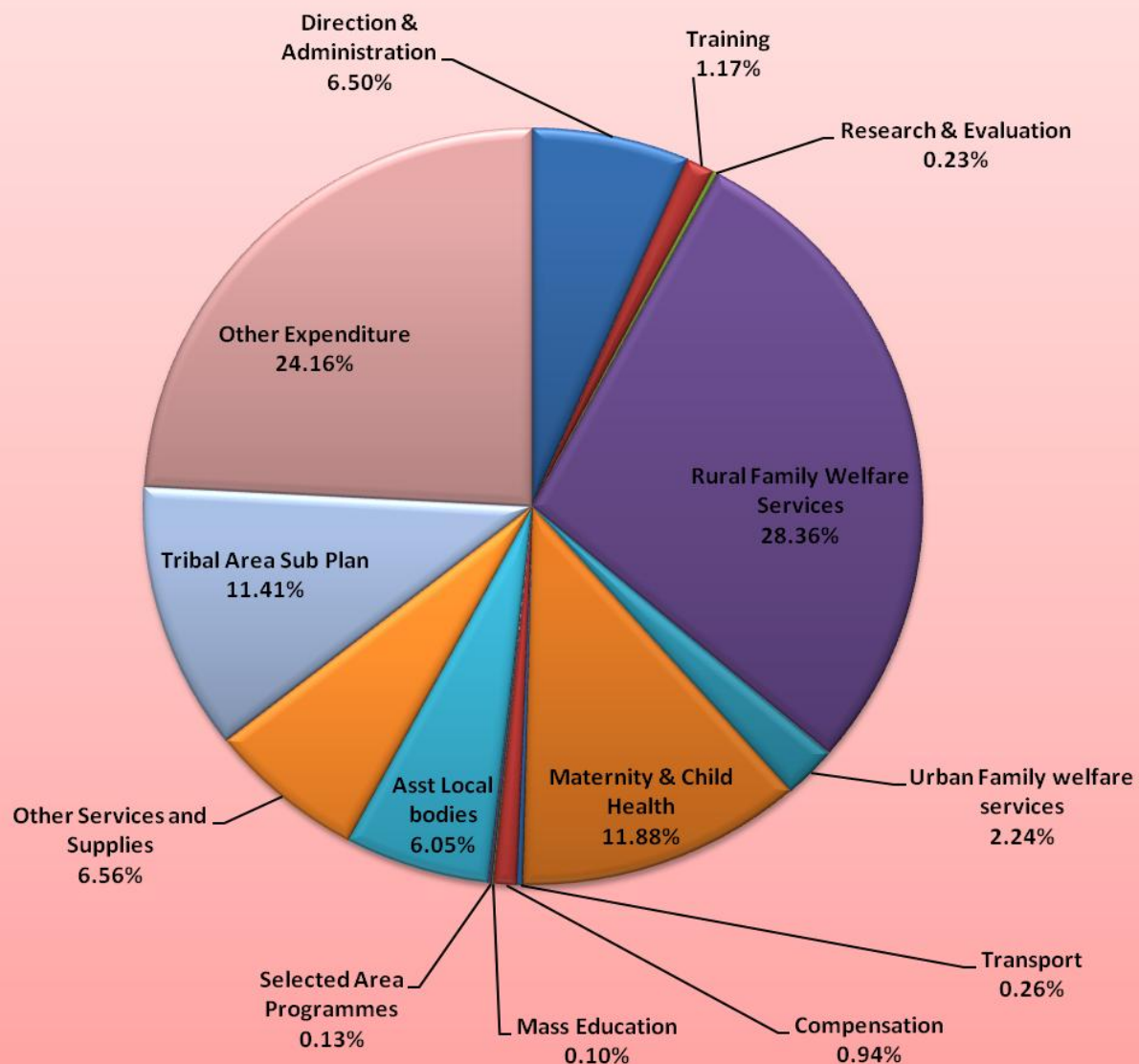
<b>Table: 5 (Cont...) Medical &amp; Public Health Expenditure 2014-15 (Actual) (Rs. in 000)</b>							
<b>A-Medical &amp; Public Health</b>	<b>Puducherry</b>	<b>Punjab</b>	<b>Rajasthan</b>	<b>Sikkim</b>	<b>Tamilnadu</b>	<b>Telangana</b>	<b>Tripura</b>
Urban Health Services Allopathy (01)	2460459	11862205	15479815	1621288	25810983	11433342	2420045
Urban Health Services Other System of Medicine (02)	114801	409028	2924914	5934	1326091	487184	447404
Rural Health Services – Allopathy (03)	398262	4617410	11365752	368865	6729532	3123953	998678
Rural Health Services - Other System of Medicine (04)	0	458388	3713164	0	778534	164622	84084
Medical Education Training & Research (05)	774545	2022397	5828485	17229	7539966	1542951	292336
Public Health (06)	262286	1774578	5071018	433287	4094367	1467654	315750
General (80)	309486	555744	0	0	10013518	716331	25574
Deduct Recoveries (911)	-11	0	0	-1475	0	0	0
<b>Total -A</b>	<b>4319828</b>	<b>21699750</b>	<b>44383148</b>	<b>2445128</b>	<b>56292991</b>	<b>18936037</b>	<b>4583871</b>
<b>B-Family Welfare</b>							
Direction & Administration (001)	17172	144068	281800	51820	475455	73224	1371878
Training (003)	0	28464	191573	4305	27888	28596	745
Research & Evaluation (004)	0	8255	0	0	0	0	0
Rural Family Welfare Services (101)	50496	1078195	0	90238	3967936	1348872	1622
Urban Family Welfare Services (102)	0	116149	187461	6759	751844	31359	0
Maternity & Child Health (103)	0	0	0	0	9907647	380519	0
Transport (104)	0	0	5575	0	248672	5787	0
Compensation (105)	0	0	1160071	0	216111	9653	0
Mass Education (106)	0	0	0	0	5547	0	0
Selected Area Programmes (108)	0	0	0	0	0	27849	0
Reproductive Child Health Programme (109)	0	0	0	0	0	0	0
Assistance to Public Sector and other Undertakings (190)	0	0	0	0	0	0	0
Asst Local bodies (196,198)	0	0	292327	0	0	0	0
Other Services and Supplies (200)	17364	60109	63806	0	108881	3717354	0
Tribal Area (796), Special Component Plan for SC(789) & Scheduled Caste Component Plan (793)	0	507392	4720625	0	2423901	1030781	0
International Cooperation (798)	0	0	0	0	0	0	0
Other Expenditure (800)	0	0	13290853	0	263228	0	0
Deduct Recoveries (911)	0	0	0	0	-2050	0	0
<b>Total-B</b>	<b>85032</b>	<b>1942632</b>	<b>20194091</b>	<b>153122</b>	<b>18395060</b>	<b>6653994</b>	<b>1374245</b>
<b>Total -A+B</b>	<b>4404860</b>	<b>23642382</b>	<b>64577239</b>	<b>2598250</b>	<b>74688051</b>	<b>25590031</b>	<b>5958116</b>
Others	1926	2140265	531512	10418	2276327	907470	97
<b>Grand Total</b>	<b>4406786</b>	<b>25782647</b>	<b>65108751</b>	<b>2608668</b>	<b>76964378</b>	<b>26497501</b>	<b>5958213</b>

<b>Table: 5 (Cont...)</b>	<b>Medical &amp; Public Health Expenditure 2014-15 (Actual)</b>			<b>(Rs. in 000)</b>
<b>A-Medical &amp; Public Health</b>	<b>Uttarpradesh</b>	<b>Uttarakhand</b>	<b>West Bengal</b>	<b>All States</b>
Urban Health Services Allopathy (01)	20664225	2540643	26218859	312682890
Urban Health Services Other System of Medicine (02)	3878020	1339306	1472310	44125530
Rural Health Services –Allopathy (03)	34583843	7292485	21932572	211032359
Rural Health Services -Other System of Medicine (04)	4897284	101120	919752	20795663
Medical Education Training & Research (05)	12227057	1271506	4966784	100964297
Public Health (06)	4079295	1423795	2394874	107713383
General (80)	76299	0	9468	32376584
Deduct Recoveries (911)	-9801	0	-65759	-91856
<b>Total -A</b>	<b>80396222</b>	<b>13968855</b>	<b>57848860</b>	<b>829598850</b>
<b>B-Family Welfare</b>				<b>0</b>
Direction & Administration (001)	449094	61681	3835375	9661653
Training (003)	166175	16437	9099	1741371
Research & Evaluation (004)	0	0	0	343501
Rural Family Welfare Services (101)	9675112	942498	2011144	42156818
Urban Family Welfare Services (102)	473463	43939	3297	3332225
Maternity & Child Health (103)	2744036	30	0	17667224
Transport (104)	36593	0	0	385265
Compensation (105)	0	0	0	1404531
Mass Education (106)	0	0	0	148214
Selected Area Programmes (108)	0	0	0	186461
Reproductive Child Health Programme (109)	0	0	0	81139
Assistance to Public Sector and other Undertakings (190)	0	0	0	0
Asst Local bodies (196,198)	0	0	0	8988567
Other Services and Supplies (200)	546689	0	4125	9755653
Tribal Area (796), Special Component Plan for SC(789) & Scheduled Caste Component Plan (793)	5212245	21924	43627	16963726
International Cooperation (798)	0	0	0	0
Other Expenditure (800)	20064823	0	0	35920948
Deduct Recoveries (911)	0	0	-4460	-13478
<b>Total-B</b>	<b>39368230</b>	<b>1086509</b>	<b>5902207</b>	<b>148723818</b>
<b>Total -A+B</b>	<b>119764452</b>	<b>15055364</b>	<b>63751067</b>	<b>978322668</b>
Others	2330465	287911	1199436	21348633
<b>Grand Total</b>	<b>122094917</b>	<b>15343275</b>	<b>64950503</b>	<b>999671301</b>

**Chart: 5.1 Component wise breakup of Medical and Public Health Expenditure 2014-15 (Actual)**



**Chart: 5.2 Component wise breakup of Family Welfare Expenditure 2014-15 (Actual)**





<b>Table: 6 Medical &amp; Public Health Outlay 2015-16 (RE) (Rs. in 000)</b>							
<b>A-Medical &amp; Public Health</b>	<b>Andhra Pradesh</b>	<b>Arunachal Pradesh</b>	<b>Assam</b>	<b>Bihar</b>	<b>Chhattisgarh</b>	<b>Delhi</b>	<b>Goa</b>
Urban Health Services Allopathy (01)	19031175	2320240	4317448	16726503	7206510	29070393	3431967
Urban Health Services Other System of Medicine (02)	797095	0	100436	6550616	1714656	1122600	65191
Rural Health Services – Allopathy (03)	8496037	2294358	27444794	16154949	17493830	180000	1376137
Rural Health Services -Other System of Medicine (04)	598187	132110	557791	288173	1260450	140000	1
Medical Education Training & Research (05)	3671595	377057	5895858	4567365	2103715	1704400	963176
Public Health (06)	3583021	713791	2199580	1137635	2187927	3100250	720369
General (80)	2431207	310307	301233	0	214300	3616357	567320
Deduct Recoveries (911)	0	0	0	0	0	0	0
<b>Total -A</b>	<b>38608317</b>	<b>6147863</b>	<b>40817140</b>	<b>45425241</b>	<b>32181388</b>	<b>38934000</b>	<b>7124161</b>
<b>B-Family Welfare</b>							
Direction & Administration (001)	13907	69581	250574	279000	132220	40500	30874
Training (003)	0	0	133850	91000	98250	6700	0
Research & Evaluation (004)	0	0	0	1700	0	0	0
Rural Family Welfare Services (101)	2017403	48391	2690463	3694565	1769840	80700	119126
Urban Family Welfare Services (102)	0	15896	55219	27000	43610	260000	0
Maternity & Child Health (103)	486263	0	160956	52277	13000	75000	0
Transport (104)	1082	0	21500	0	0	0	0
Compensation (105)	7500	0	680	0	15740	0	0
Mass Education (106)	0	0	1000	0	0	0	0
Selected Area Programmes (108)	83576	0	0	0	0	0	0
Reproductive Child Health Programme (109)	0	0	0	0	0	0	0
Assistance to Public Sector and other Undertakings (190)	0	0	0	0	0	0	0
Asst Local bodies (196,198)	0	0	0	0	0	0	0
Other Services and Supplies (200)	7204599	0	116300	0	10000	0	0
Tribal Area (796), Special Component Plan for SC(789) & Scheduled Caste Component Plan (793)	0	0	0	0	0	0	0
International Cooperation (798)	0	0	0	0	0	0	0
Other Expenditure (800)	0	130298	0	0	1500	550000	0
Deduct Recoveries (911)	0	0	0	0	0	0	0
<b>Total-B</b>	<b>9814330</b>	<b>264166</b>	<b>3430542</b>	<b>4145542</b>	<b>2084160</b>	<b>1012900</b>	<b>150000</b>
<b>Total -A+B</b>	<b>48422647</b>	<b>6412029</b>	<b>44247682</b>	<b>49570783</b>	<b>34265548</b>	<b>39946900</b>	<b>7274161</b>
Others	1709069	317577	5672052	1101161	531697	1883885	11090
<b>Grand Total</b>	<b>50131716</b>	<b>6729606</b>	<b>49919734</b>	<b>50671944</b>	<b>34797245</b>	<b>41830785</b>	<b>7285251</b>

<b>Table: 6 (Cont...)</b>	<b>Medical &amp; Public Health Outlay 2015-16 (RE)</b>						<b>(Rs. in 000)</b>
<b>A-Medical &amp; Public Health</b>	<b>Gujarat</b>	<b>Haryana</b>	<b>Himachal Pradesh</b>	<b>Jammu Kashmir</b>	<b>Jharkhand</b>	<b>Karnataka</b>	<b>Kerala</b>
Urban Health Services Allopathy (01)	25549377	8427926	3300480	10156409	16088168	14611775	13067411
Urban Health Services Other System of Medicine (02)	5612393	140602	1159045	502855	3589074	143400	4627632
Rural Health Services – Allopathy (03)	11870429	9137100	4925905	5510594	3769412	15636433	7713948
Rural Health Services -Other System of Medicine (04)	666036	1056825	1138696	5256643	126717	262600	171978
Medical Education Training & Research (05)	5560076	5947165	2721725	6013285	2659506	11489269	8945439
Public Health (06)	15917032	2085734	478807	800788	1247884	5071000	9428081
General (80)	198093	34800	0	0	0	13668264	3047502
Deduct Recoveries (911)	0	0	0	0	0	0	0
<b>Total -A</b>	<b>65373436</b>	<b>26830152</b>	<b>13724658</b>	<b>28240574</b>	<b>27480761</b>	<b>60882741</b>	<b>47001991</b>
<b>B-Family Welfare</b>							
Direction & Administration (001)	319560	226892	97091	0	192400	101200	346419
Training (003)	161380	88259	34985	435652	71500	209200	65500
Research & Evaluation (004)	0	0	0	9944	1000000	0	0
Rural Family Welfare Services (101)	2531764	1165050	801627	190718	0	0	3644461
Urban Family Welfare Services (102)	1085406	41863	144174	0	36000	196100	0
Maternity & Child Health (103)	3283051	185000	0	0	38411	948600	0
Transport (104)	15342	0	0	2500	0	25000	65500
Compensation (105)	0	0	0	0	0	0	0
Mass Education (106)	10000	0	0	0	0	0	2800
Selected Area Programmes (108)	0	0	0	0	0	159100	0
Reproductive Child Health Programme (109)	0	0	0	0		0	2300
Assistance to Public Sector and other Undertakings (190)	0	0	0	0	0	0	0
Asst Local bodies (196,198)	0	0	0	0	0	5263333	0
Other Services and Supplies (200)	204618	35536	0	0	0	0	402821
Tribal Area (796), Special Component Plan for SC(789) & Scheduled Caste Component Plan (793)	960884	0	475711	0	0	0	0
International Cooperation (798)	0	0	0	0	0	0	0
Other Expenditure (800)	119086	0	2410871	0	0	0	39800
Deduct Recoveries (911)	0	0	0	0	0	0	0
<b>Total-B</b>	<b>8691091</b>	<b>1742600</b>	<b>3964459</b>	<b>638814</b>	<b>1338311</b>	<b>6902533</b>	<b>4569601</b>
<b>Total -A+B</b>	<b>74064527</b>	<b>28572752</b>	<b>17689117</b>	<b>28879388</b>	<b>28819072</b>	<b>67785274</b>	<b>51571592</b>
Others	252648	1975761	1248524	369857	90343	2012838	498947
<b>Grand Total</b>	<b>74317175</b>	<b>30548513</b>	<b>18937641</b>	<b>29249245</b>	<b>28909415</b>	<b>69798112</b>	<b>52070539</b>

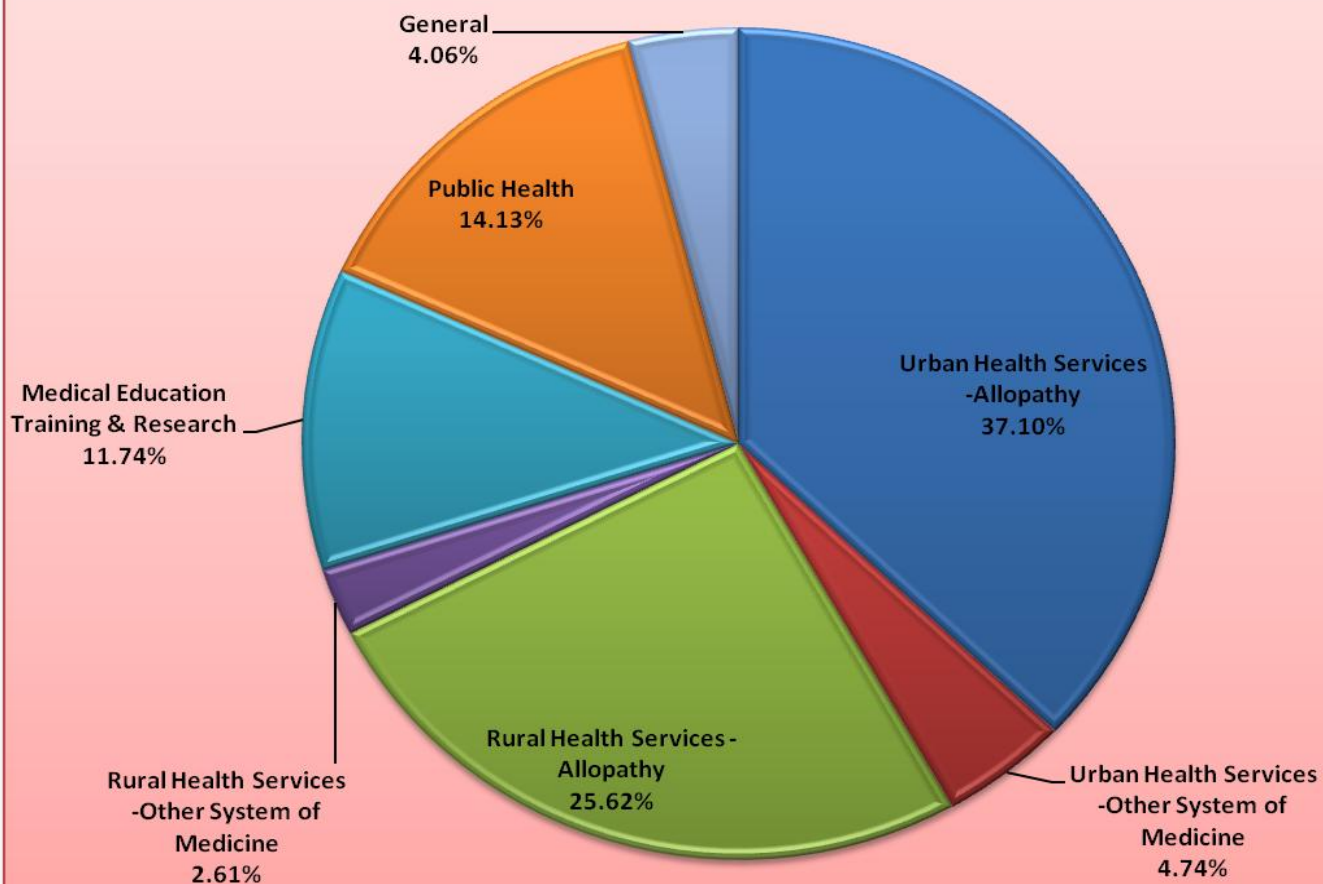


<b>Table: 6 (Cont...) Medical &amp; Public Health Outlay 2015-16 (RE) (Rs. in 000)</b>							
<b>A-Medical &amp; Public Health</b>	<b>Madhya Pradesh</b>	<b>Maharashtra</b>	<b>Manipur</b>	<b>Meghalaya</b>	<b>Mizoram</b>	<b>Nagaland</b>	<b>Odisha</b>
Urban Health Services Allopathy (01)	30877579	33926023	956577	1698680	1052202	1766919	9087833
Urban Health Services Other System of Medicine (02)	3125373	3346037	119430	560170	53177	49575	2294946
Rural Health Services – Allopathy (03)	8148106	8112070	2340459	1046312	1155229	1333501	17380929
Rural Health Services -Other System of Medicine (04)	86030	1017734	533370	33400	0	6500	640710
Medical Education Training & Research (05)	3405465	8981485	788939	55666	27587	43590	3763493
Public Health (06)	4626780	56837291	425594	331830	2775423	2421312	3553083
General (80)	962852	362816	22472	2029442	61101	0	128194
Deduct Recoveries (911)	0	0	0	0	0	0	0
<b>Total -A</b>	<b>51232185</b>	<b>112583456</b>	<b>5186841</b>	<b>5755500</b>	<b>5124719</b>	<b>5621397</b>	<b>36849188</b>
<b>B-Family Welfare</b>							
Direction & Administration (001)	23500	847431	61008	5000	36140	238700	57255
Training (003)	186816	230129	12107	0	11343	0	54156
Research & Evaluation (004)	0	0	0	0	0	0	0
Rural Family Welfare Services (101)	0	5454751	92216	50055	260192	9104	968961
Urban Family Welfare Services (102)	153850	268644	3286	0	10051	0	86748
Maternity & Child Health (103)	0	694798	0	14630	6450	11442	0
Transport (104)	0	10851	0	3015	0	0	6747
Compensation (105)	0	5145	0	0	0	0	0
Mass Education (106)	0	0	0	0	0	0	0
Selected Area Programmes (108)	0	0	0	0	0	0	0
Reproductive Child Health Programme (109)	0	0	0	0	0		0
Assistance to Public Sector and other Undertakings (190)	0	0	0	0	0	0	0
Asst Local bodies (196,198)	3152300	0	0	0	0	0	0
Other Services and Supplies (200)	0	57202	0	0	0	0	150000
Tribal Area (796), Special Component Plan for SC(789) & Scheduled Caste Component Plan (793)	0	1110	0	0	0	0	521436
International Cooperation (798)	0	0	0	0	0	0	0
Other Expenditure (800)	0	0	0	0	0	0	0
Deduct Recoveries (911)	0	0	0	0	0	0	0
<b>Total-B</b>	<b>3516466</b>	<b>7570061</b>	<b>168617</b>	<b>72700</b>	<b>324176</b>	<b>259246</b>	<b>1845303</b>
<b>Total -A+B</b>	<b>54748651</b>	<b>120153517</b>	<b>5355458</b>	<b>5828200</b>	<b>5448895</b>	<b>5880643</b>	<b>38694491</b>
<b>Others</b>	<b>601061</b>	<b>506657</b>	<b>3616</b>	<b>396822</b>	<b>999388</b>	<b>0</b>	<b>519853</b>
<b>Grand Total</b>	<b>55349712</b>	<b>120660174</b>	<b>5359074</b>	<b>6225022</b>	<b>6448283</b>	<b>5880643</b>	<b>39214344</b>

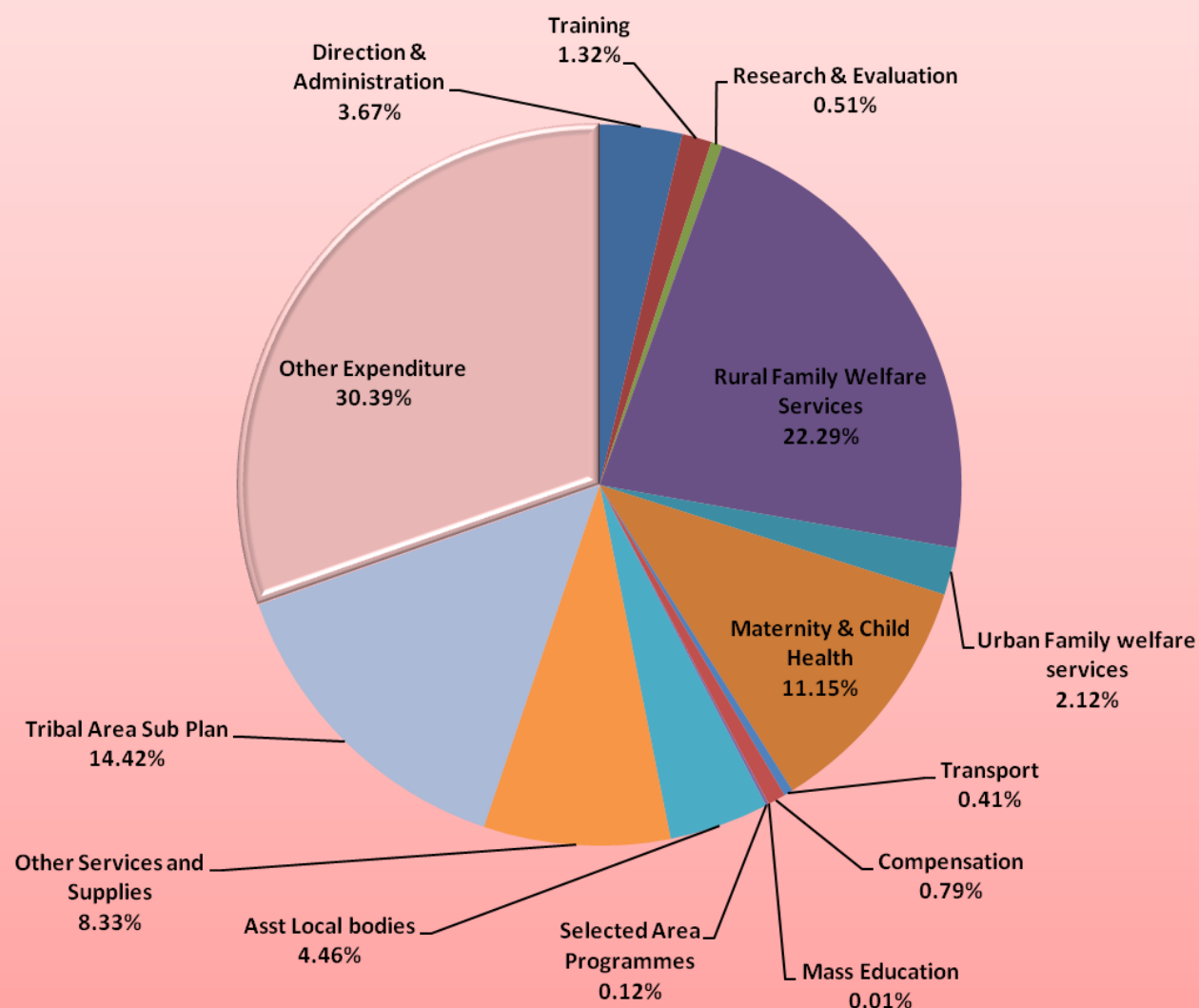
<b>Table: 6 (Cont...)</b>	<b>Medical &amp; Public Health Outlay 2015-16 (RE)</b>						<b>(Rs. in 000)</b>
<b>A-Medical &amp; Public Health</b>	<b>Puducherry</b>	<b>Punjab</b>	<b>Rajasthan</b>	<b>Sikkim</b>	<b>Tamilnadu</b>	<b>Telangana</b>	<b>Tripura</b>
Urban Health Services Allopathy (01)	2712618	16014822	16156638	1762777	25938516	17221406	3187585
Urban Health Services Other System of Medicine (02)	184500	608992	4102083	119787	1300124	1433883	388536
Rural Health Services – Allopathy (03)	420942	4960328	16833873	390337	8303224	5216860	1128995
Rural Health Services - Other System of Medicine (04)	0	566228	5003679	67000	758784	579547	84430
Medical Education Training & Research (05)	1292135	2756071	8441336	13869	9497090	2764740	313520
Public Health (06)	256706	2139650	9239910	477215	4881722	3945852	453142
General (80)	387142	2227928	0	0	11953792	936633	34504
Deduct Recoveries (911)	0	0	0	0	0	0	0
<b>Total -A</b>	<b>5254043</b>	<b>29274019</b>	<b>59777519</b>	<b>2830985</b>	<b>62633252</b>	<b>32098921</b>	<b>5590712</b>
<b>B-Family Welfare</b>							
Direction & Administration (001)	8468	161409	119403	91596	219818	21527	1290930
Training (003)	0	41400	390735	4955	29936	0	1200
Research & Evaluation (004)	0	0	0	0	0	0	0
Rural Family Welfare Services (101)	45945	1177860	0	122187	3866426	220978	0
Urban Family Welfare Services (102)	0	117655	329858	12786	752998	0	0
Maternity & Child Health (103)	0	0	0	0	11429991	249880	1408845
Transport (104)	0	0	7422	0	267344	344114	0
Compensation (105)	0	0	1282857	0	247236	17671	0
Mass Education (106)	0	0	0	0	2471	0	0
Selected Area Programmes (108)	0	0	0	0	0	6914	0
Reproductive Child Health Programme (109)	0	0	0	0	0	0	0
Assistance to Public Sector and other Undertakings (190)	0	0	0	0	0	0	0
Asst Local bodies (196,198)	0	0	503426	0	0	0	0
Other Services and Supplies (200)	18845	72055	132000	0	105677	7363276	0
Tribal Area (796), Special Component Plan for SC(789) & Scheduled Caste Component Plan (793)	0	563404	9676432	0	3767872	3443932	0
International Cooperation (798)	0	0	0	0	0	0	0
Other Expenditure (800)	0	0	25684865	0	1500	0	0
Deduct Recoveries (911)	0	0	0	0	-13800	0	0
<b>Total-B</b>	<b>73258</b>	<b>2133783</b>	<b>38126998</b>	<b>231524</b>	<b>20677469</b>	<b>11668292</b>	<b>2700975</b>
<b>Total -A+B</b>	<b>5327301</b>	<b>31407802</b>	<b>97904517</b>	<b>3062509</b>	<b>83310721</b>	<b>43767213</b>	<b>8291687</b>
Others	16868	2595611	674122	12936	2120514	2497745	2325
<b>Grand Total</b>	<b>5344169</b>	<b>34003413</b>	<b>98578639</b>	<b>3075445</b>	<b>85431235</b>	<b>46264958</b>	<b>8294012</b>

<b>Table: 6 (Cont...)</b>	<b>Medical &amp; Public Health Outlay 2015-16 (RE)</b>			<b>(Rs. in 000)</b>
<b>A-Medical &amp; Public Health</b>	<b>Uttarpradesh</b>	<b>Uttarakhand</b>	<b>West Bengal</b>	<b>All States</b>
Urban Health Services Allopathy (01)	25749726	3289871	37339014	402044568
Urban Health Services Other System of Medicine (02)	5011289	1980704	539629	51343830
Rural Health Services –Allopathy (03)	41684488	7181100	19981664	277622343
Rural Health Services -Other System of Medicine (04)	6059447	126095	1062590	28281751
Medical Education Training & Research (05)	14611325	2355848	5472055	127203845
Public Health (06)	6588997	2229240	3220807	153076453
General (80)	493725	0	45915	44035899
Deduct Recoveries (911)	0	0	-63024	-63024
<b>Total -A</b>	<b>100198997</b>	<b>17162858</b>	<b>67598650</b>	<b>1083545665</b>
<b>B-Family Welfare</b>				<b>0</b>
Direction & Administration (001)	568976	100423	1390393	7342195
Training (003)	248382	28623	2538	2638596
Research & Evaluation (004)	0	0	0	1011644
Rural Family Welfare Services (101)	10554517	980276	1979868	44537444
Urban Family Welfare Services (102)	530983	59826	0	4231953
Maternity & Child Health (103)	3214778	5000	442	22278814
Transport (104)	39375	0	0	809792
Compensation (105)	0	0	148	1576977
Mass Education (106)	0	0	0	16271
Selected Area Programmes (108)	0	0	0	249590
Reproductive Child Health Programme (109)	0	0	0	2300
Assistance to Public Sector and other Undertakings (190)	0	0	0	0
Asst Local bodies (196,198)	0	0	0	8919059
Other Services and Supplies (200)	774797	0	2162	16649888
Tribal Area (796), Special Component Plan for SC(789) & Scheduled Caste Component Plan (793)	9320000	32865	46300	28809946
International Cooperation (798)	0	0	0	0
Other Expenditure (800)	31783500	0	0	60721420
Deduct Recoveries (911)	0	0	-2869	-16669
<b>Total-B</b>	<b>57035308</b>	<b>1207013</b>	<b>3418982</b>	<b>199779220</b>
<b>Total -A+B</b>	<b>157234305</b>	<b>18369871</b>	<b>71017632</b>	<b>1283324885</b>
Others	1483441	335264	1371391	31813063
<b>Grand Total</b>	<b>158717746</b>	<b>18705135</b>	<b>72389023</b>	<b>1315137948</b>

**Chart: 6.1 Component wise breakup of Medical and Public Health Outlay 2015-16 (RE)**



**Chart: 6.2 Component wise breakup of Family Welfare Outlay 2015-16 (RE)**



<b>Table: 7 Medical &amp; Public Health Outlay 2016-17 (BE) (Rs. in 000)</b>							
<b>A-Medical &amp; Public Health</b>	<b>Andhra Pradesh</b>	<b>Arunachal Pradesh</b>	<b>Assam</b>	<b>Bihar</b>	<b>Chhattisgarh</b>	<b>Delhi</b>	<b>Goa</b>
Urban Health Services Allopathy (01)	22977580	4016001	4010006	27670814	10928762	39662130	4013583
Urban Health Services Other System of Medicine (02)	1238857	0	210223	11686830	1256038	1338700	119723
Rural Health Services – Allopathy (03)	11934329	3633298	23480780	28147190	18396311	270000	1588405
Rural Health Services -Other System of Medicine (04)	994711	141777	531401	421169	1549490	1002000	1
Medical Education Training & Research (05)	3856288	74815	6767238	5681893	2979582	2514900	1116821
Public Health (06)	3919159	880894	2053098	1122485	2420343	3640750	856850
General (80)	2677984	172965	174643	0	15300	3540120	835708
Deduct Recoveries (911)	0	0	0	0	0	0	0
<b>Total -A</b>	<b>47598908</b>	<b>8919750</b>	<b>37227389</b>	<b>74730381</b>	<b>37545826</b>	<b>51968600</b>	<b>8531091</b>
<b>B-Family Welfare</b>							
Direction & Administration (001)	10000	0	193479	140000	148008	58000	30774
Training (003)	0	0	131277	45000	104053	8000	0
Research & Evaluation (004)	0	0	0	850	0	0	0
Rural Family Welfare Services (101)	1720166	0	2053169	2193915	2590715	26000	119126
Urban Family Welfare Services (102)	0	0	41281	13500	50295	182000	0
Maternity & Child Health (103)	867130	0	163941	51827	13000	51500	0
Transport (104)	3000	0	20000	0	0	0	0
Compensation (105)	0	0	0	0	15820	0	0
Mass Education (106)	0	0	0	0	0	0	0
Selected Area Programmes (108)	71145	0	0	0	0	0	0
Reproductive Child Health Programme (109)	0	0	0	0	0	0	0
Assistance to Public Sector and other Undertakings (190)	0	0	0	0	0	0	0
Asst Local bodies (196,198)	0	0	0	0	0	0	0
Other Services and Supplies (200)	10229789	0	114902	0	10000	0	0
Tribal Area (796), Special Component Plan for SC(789) & Scheduled Caste Component Plan (793)	1971900	0	0	0	0	0	0
International Cooperation (798)	0	0	0	0	0	0	0
Other Expenditure (800)	0	0	0	0	1500	300000	0
Deduct Recoveries (911)	0	0	0	0	0	0	0
<b>Total-B</b>	<b>14873130</b>	<b>0</b>	<b>2718049</b>	<b>2445092</b>	<b>2933391</b>	<b>625500</b>	<b>149900</b>
<b>Total -A+B</b>	<b>62472038</b>	<b>8919750</b>	<b>39945438</b>	<b>77175473</b>	<b>40479217</b>	<b>52594100</b>	<b>8680991</b>
Others	2121647	13075	6222877	1260831	608020	1394052	14590
<b>Grand Total</b>	<b>64593685</b>	<b>8932825</b>	<b>46168315</b>	<b>78436304</b>	<b>41087237</b>	<b>53988152</b>	<b>8695581</b>

<b>Table: 7 (Cont...) Medical &amp; Public Health Outlay 2016-17 (BE) (Rs. in 000)</b>							
<b>A-Medical &amp; Public Health</b>	<b>Gujarat</b>	<b>Haryana</b>	<b>Himachal Pradesh</b>	<b>Jammu Kashmir</b>	<b>Jharkhand</b>	<b>Karnataka</b>	<b>Kerala</b>
Urban Health Services Allopathy (01)	28502166	9453754	3588413	7958480	16904970	14522600	14611530
Urban Health Services Other System of Medicine (02)	5989288	191982	1365385	1525845	3492915	110900	5662310
Rural Health Services – Allopathy (03)	13203181	15081150	5301257	5343736	4270204	16715300	8290402
Rural Health Services -Other System of Medicine (04)	880076	1291740	1330230	6514442	137080	317500	90098
Medical Education Training & Research (05)	6944080	8644138	2922633	7843573	3691470	12611700	11984731
Public Health (06)	16530611	2634580	557522	834428	1022411	4127000	9053718
General (80)	175839	47550	0	0	0	11367800	3202502
Deduct Recoveries (911)	0	0	0	0	0	0	0
<b>Total -A</b>	<b>72225241</b>	<b>37344894</b>	<b>15065440</b>	<b>30020504</b>	<b>29519050</b>	<b>59772800</b>	<b>52895291</b>
<b>B-Family Welfare</b>							
Direction & Administration (001)	409019	253400	111380	0	205010	67500	231657
Training (003)	250040	94100	37740	77672	52107	90800	46479
Research & Evaluation (004)	0	0	0	11385	0	0	0
Rural Family Welfare Services (101)	1830620	1254500	906830	253979	793124	0	3106714
Urban Family Welfare Services (102)	1233814	46000	164581	0	36403	153500	0
Maternity & Child Health (103)	3844975	155000	0	0	29389	948500	0
Transport (104)	18108	0	0	2600	0	21500	8913
Compensation (105)	0	0	0	0	0	0	0
Mass Education (106)	35000	0	0	0	0	0	350
Selected Area Programmes (108)	0	0	0	0	0	130800	0
Reproductive Child Health Programme (109)	0	0	0	0	0	0	11298
Assistance to Public Sector and other Undertakings (190)	0	0	0	0	0	0	0
Asst Local bodies (196,198)	0	0	0	0	0	5208100	0
Other Services and Supplies (200)	249717	21500	0	0	0	0	578853
Tribal Area (796), Special Component Plan for SC(789) & Scheduled Caste Component Plan (793)	1153780	0	590133	0	0	0	0
International Cooperation (798)	0	0	0	0	0	0	0
Other Expenditure (800)	211000	0	2485071	0	0	0	0
Deduct Recoveries (911)	0	0	0	0	0	0	0
<b>Total-B</b>	<b>9236073</b>	<b>1824500</b>	<b>4295735</b>	<b>345636</b>	<b>1116033</b>	<b>6620700</b>	<b>3984264</b>
<b>Total -A+B</b>	<b>81461314</b>	<b>39169394</b>	<b>19361175</b>	<b>30366140</b>	<b>30635083</b>	<b>66393500</b>	<b>56879555</b>
Others	1129190	2282651	906460	360412	90156	2576761	546071
<b>Grand Total</b>	<b>82590504</b>	<b>41452045</b>	<b>20267635</b>	<b>30726552</b>	<b>30725239</b>	<b>68970261</b>	<b>57425626</b>



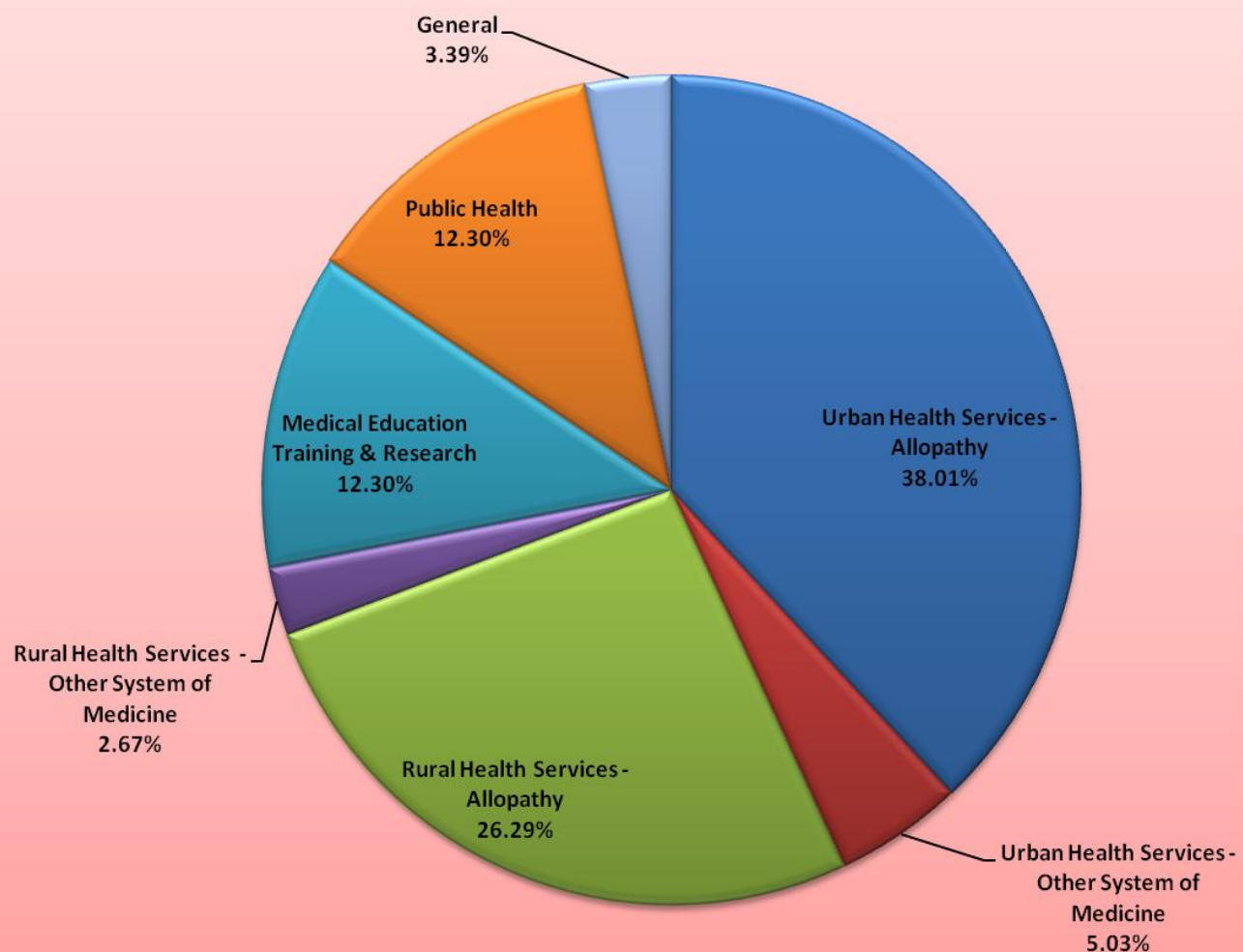
<b>Table: 7 (Cont...) Medical &amp; Public Health Outlay 2016-17 (BE) (Rs. in 000)</b>							
<b>A-Medical &amp; Public Health</b>	<b>Madhya Pradesh</b>	<b>Maharashtra</b>	<b>Manipur</b>	<b>Meghalaya</b>	<b>Mizoram</b>	<b>Nagaland</b>	<b>Odisha</b>
Urban Health Services Allopathy (01)	39692052	29645876	1000445	2053160	1071184	1887412	11204804
Urban Health Services Other System of Medicine (02)	4559712	3393059	26602	564435	34574	29563	2244589
Rural Health Services – Allopathy (03)	12513187	4785499	2347986	1245667	946043	1332001	22178352
Rural Health Services -Other System of Medicine (04)	132740	1066000	538675	36790	0	36700	702687
Medical Education Training & Research (05)	4166110	9210000	940033	66377	10134	34590	4233703
Public Health (06)	5800236	48159563	243431	455827	2043940	2303910	3144827
General (80)	751600	364597	23543	2673144	0	0	138218
Deduct Recoveries (911)	0	0	0	0	0	0	0
<b>Total -A</b>	<b>67615637</b>	<b>96624594</b>	<b>5120715</b>	<b>7095400</b>	<b>4105875</b>	<b>5624176</b>	<b>43847180</b>
<b>B-Family Welfare</b>							
Direction & Administration (001)	25682	922135	61008	10550	0	285000	105152
Training (003)	187727	241636	12107	0	0	0	92378
Research & Evaluation (004)	0	0	0	0	0	0	0
Rural Family Welfare Services (101)	0	5727489	92216	64390	22658	9104	1677391
Urban Family Welfare Services (102)	157351	282176	3286	0	7828	0	110832
Maternity & Child Health (103)	0	839899	0	20410	6465	11442	0
Transport (104)	0	15499	0	4500	0	0	5201
Compensation (105)	0	8085	0	0	0	0	0
Mass Education (106)	0	0	0	0	0	0	0
Selected Area Programmes (108)	0	0	0	0	0	0	0
Reproductive Child Health Programme (109)	0	0	0	0	0		0
Assistance to Public Sector and other Undertakings (190)	0	0	0	0	0	0	0
Asst Local bodies (196,198)	3545000	0	0	0	0	0	0
Other Services and Supplies (200)	0	62702	0	0	0	0	150000
Tribal Area (796), Special Component Plan for SC(789) & Scheduled Caste Component Plan (793)	0	1110	0	0	0	0	1082012
International Cooperation (798)	0	0	0	0	0	0	0
Other Expenditure (800)	0	0	0	0	0	0	0
Deduct Recoveries (911)	0	0	0	0	0	0	0
<b>Total-B</b>	<b>3915760</b>	<b>8100731</b>	<b>168617</b>	<b>99850</b>	<b>36951</b>	<b>305546</b>	<b>3222966</b>
<b>Total -A+B</b>	<b>71531397</b>	<b>104725325</b>	<b>5289332</b>	<b>7195250</b>	<b>4142826</b>	<b>5929722</b>	<b>47070146</b>
<b>Others</b>	<b>635182</b>	<b>546471</b>	<b>0</b>	<b>421861</b>	<b>767358</b>	<b>0</b>	<b>499503</b>
<b>Grand Total</b>	<b>72166579</b>	<b>105271796</b>	<b>5289332</b>	<b>7617111</b>	<b>4910184</b>	<b>5929722</b>	<b>47569649</b>



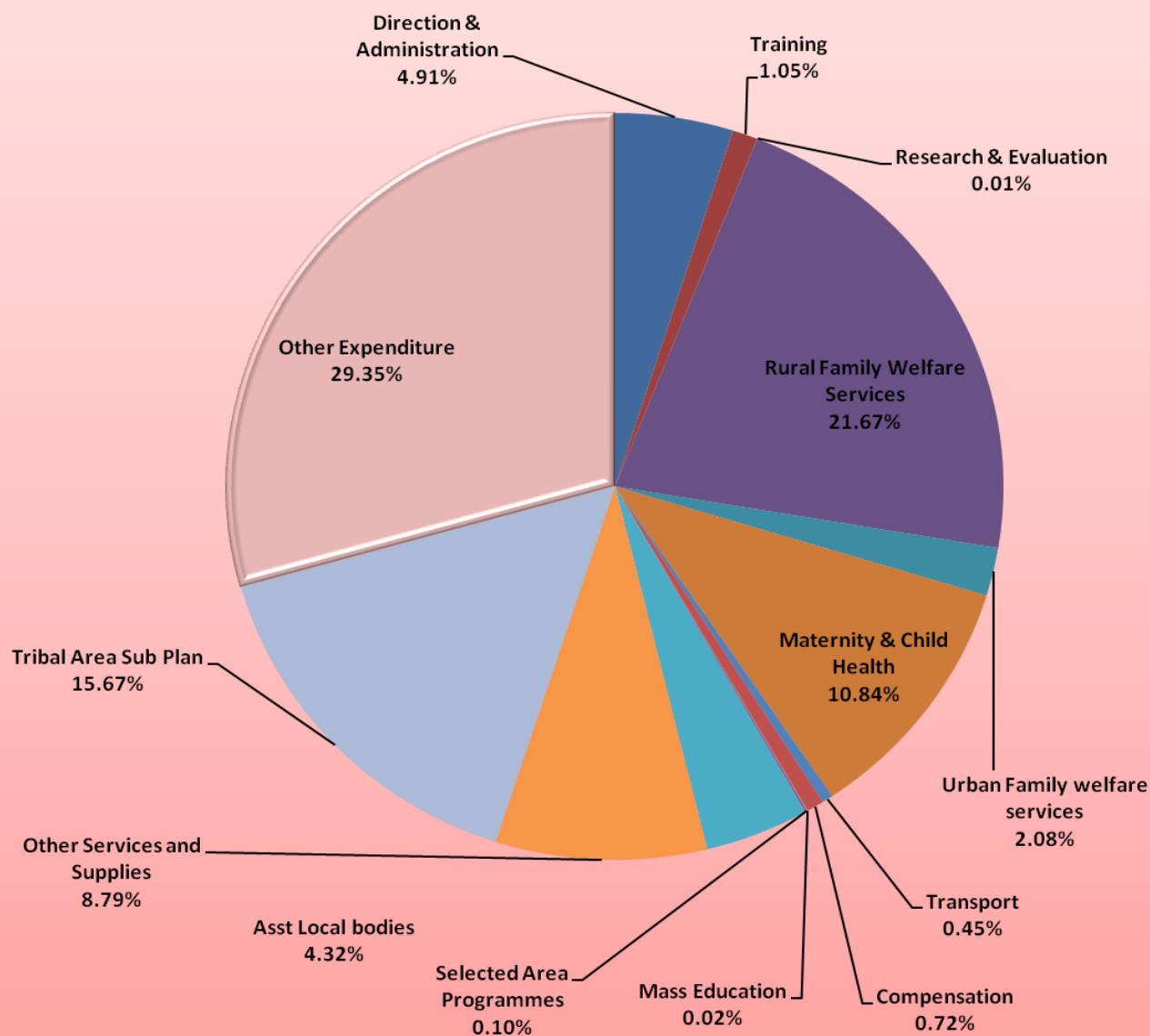
<b>Table: 7 (Cont...) Medical &amp; Public Health Outlay 2016-17 (BE) (Rs. in 000)</b>							
<b>A-Medical &amp; Public Health</b>	<b>Puducherry</b>	<b>Punjab</b>	<b>Rajasthan</b>	<b>Sikkim</b>	<b>Tamilnadu</b>	<b>Telangana</b>	<b>Tripura</b>
Urban Health Services Allopathy (01)	2908695	16759619	17510175	1716745	31038692	34435273	2603860
Urban Health Services Other System of Medicine (02)	171000	767040	5440828	57137	1259709	902450	311607
Rural Health Services – Allopathy (03)	453568	5342932	24877874	398345	8826213	5673815	1212570
Rural Health Services - Other System of Medicine (04)	0	609441	4773691	3838	824203	678181	100430
Medical Education Training & Research (05)	1034646	2789512	10302517	10210	10232559	2106618	380260
Public Health (06)	296616	2295395	13557056	407932	5227208	4952245	481005
General (80)	418290	1773528	0	0	11261570	2303998	22600
Deduct Recoveries (911)	0	0	0	0	0	0	0
<b>Total -A</b>	<b>5282815</b>	<b>30337467</b>	<b>76462141</b>	<b>2594207</b>	<b>68670154</b>	<b>51052580</b>	<b>5112332</b>
<b>B-Family Welfare</b>							
Direction & Administration (001)	15220	192951	131341	96685	240914	27553	1650000
Training (003)	0	46240	355837	5323	30141	0	1200
Research & Evaluation (004)	0	0	0	0	0	0	0
Rural Family Welfare Services (101)	52070	1466830	0	130133	4106986	352067	0
Urban Family Welfare Services (102)	0	129200	359908	6279	772969	0	0
Maternity & Child Health (103)	0	0	0	0	10399626	958040	0
Transport (104)	0	0	8001	0	289655	540000	0
Compensation (105)	0	0	1279257	0	248600	0	0
Mass Education (106)	0	0	0	0	2693	0	0
Selected Area Programmes (108)	0	0	0	0	0	19500	0
Reproductive Child Health Programme (109)	0	0	0	0	0	0	0
Assistance to Public Sector and other Undertakings (190)	0	0	0	0	0	0	0
Asst Local bodies (196,198)	0	0	544428	0	0	0	0
Other Services and Supplies (200)	20430	76055	168000	0	112935	6440053	0
Tribal Area (796), Special Component Plan for SC(789) & Scheduled Caste Component Plan (793)	0	692868	9530887	0	4349747	3407327	0
International Cooperation (798)	0	0	0	0	0	0	0
Other Expenditure (800)	0	0	26729493	0	1800	0	0
Deduct Recoveries (911)	0	0	0	0	-7100	0	0
<b>Total-B</b>	<b>87720</b>	<b>2604144</b>	<b>39107152</b>	<b>238420</b>	<b>20548966</b>	<b>11744540</b>	<b>1651200</b>
<b>Total -A+B</b>	<b>5370535</b>	<b>32941611</b>	<b>115569293</b>	<b>2832627</b>	<b>89219120</b>	<b>62797120</b>	<b>6763532</b>
Others	13764	708268	828950	12922	2272282	2520067	300
<b>Grand Total</b>	<b>5384299</b>	<b>33649879</b>	<b>116398243</b>	<b>2845549</b>	<b>91491402</b>	<b>65317187</b>	<b>6763832</b>

<b>Table: 7 (Cont...) Medical &amp; Public Health Outlay 2016-17 (BE) (Rs. in 000)</b>				
<b>A-Medical &amp; Public Health</b>	<b>Uttarpradesh</b>	<b>Uttarakhand</b>	<b>West Bengal</b>	<b>All States</b>
Urban Health Services - Allopathy (01)	30674155	3515974	36181752	472720662
Urban Health Services - Other System of Medicine (02)	6006697	1922186	667316	62547500
Rural Health Services – Allopathy (03)	53526200	7848658	17894892	327059345
Rural Health Services - Other System of Medicine (04)	7207604	154330	1181505	33248530
Medical Education Training & Research (05)	21834981	1876952	6183370	153046434
Public Health (06)	7641261	2882266	3446865	152993432
General (80)	210096	0	58843	42210438
Deduct Recoveries (911)	0	0	-63065	-63065
<b>Total -A</b>	<b>127100994</b>	<b>18200366</b>	<b>65551478</b>	<b>1243763276</b>
<b>B-Family Welfare</b>				<b>0</b>
Direction & Administration (001)	676483	107123	4145291	10551315
Training (003)	303342	47031	2937	2263167
Research & Evaluation (004)	0	0	0	12235
Rural Family Welfare Services (101)	12783652	1255746	2012275	46601865
Urban Family Welfare Services (102)	656308	62926	0	4470437
Maternity & Child Health (103)	4948185	5000	486	23314815
Transport (104)	41343	0	0	978320
Compensation (105)	0	0	161	1551923
Mass Education (106)	0	0	0	38043
Selected Area Programmes (108)	0	0	0	221445
Reproductive Child Health Programme (109)	0	0		11298
Assistance to Public Sector and other Undertakings (190)	0	0	0	0
Asst Local bodies (196,198)	0	0	0	9297528
Other Services and Supplies (200)	665325	0	2662	18902923
Tribal Area (796), Special Component Plan for SC(789) & Scheduled Caste Component Plan (793)	10802000	69881	47200	33698845
International Cooperation (798)	0	0	0	0
Other Expenditure (800)	33387850	0	0	63116714
Deduct Recoveries (911)	0	0	-2869	-9969
<b>Total-B</b>	<b>64264488</b>	<b>1547707</b>	<b>6208143</b>	<b>215020904</b>
<b>Total -A+B</b>	<b>191365482</b>	<b>19748073</b>	<b>71759621</b>	<b>1458784180</b>
Others	1506415	315750	1477171	32053057
<b>Grand Total</b>	<b>192871897</b>	<b>20063823</b>	<b>73236792</b>	<b>1490837237</b>

**Chart: 7.1 Component wise breakup of Medical and Public Health Outlay 2016-17 (BE)**



**Chart: 7.2 Component wise breakup of Family Welfare Outlay 2016-17 (BE)**



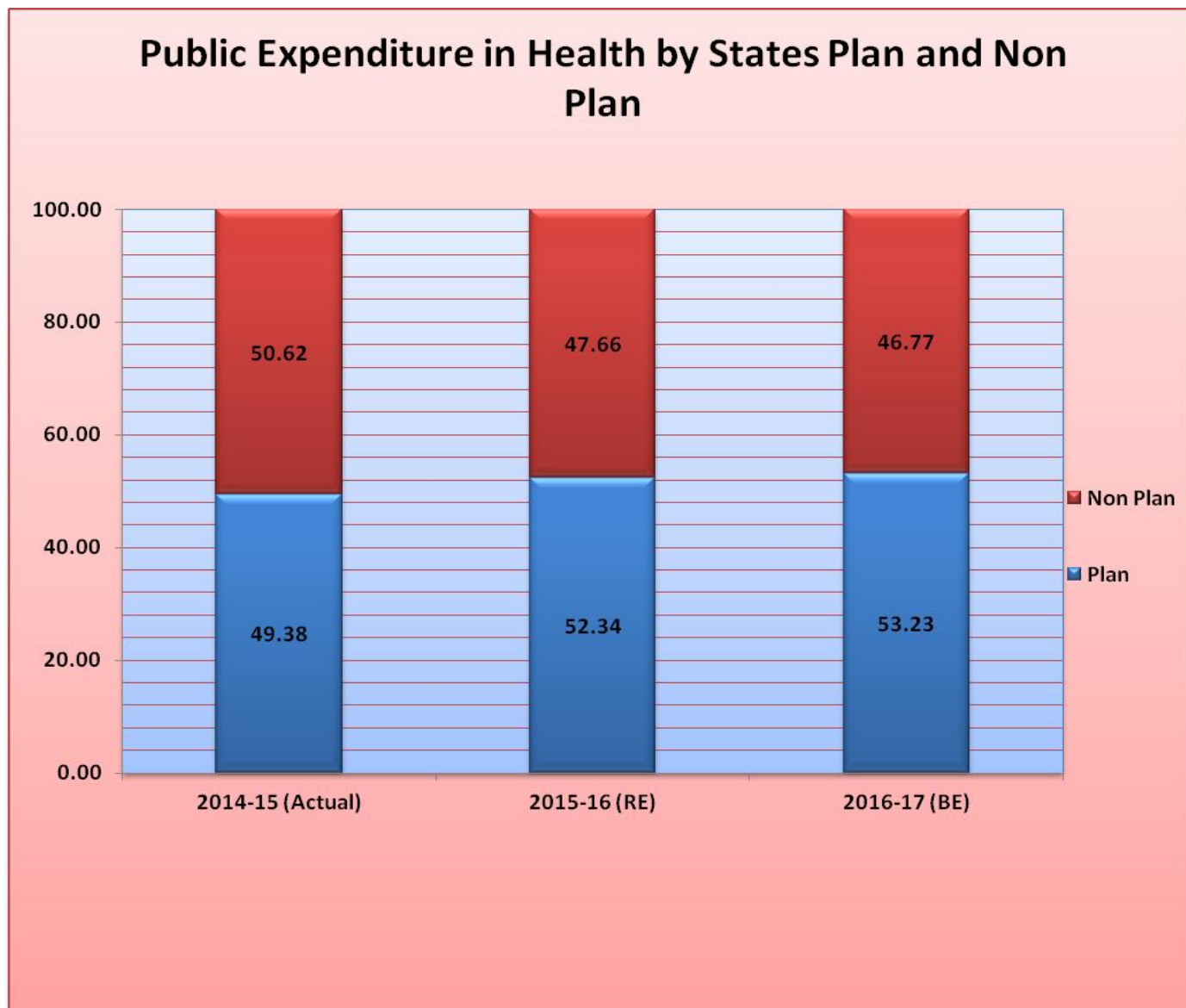
## Union Territories: Medical and Public Health Expenditure/Outlay

Table: 8 Union Territories		Expenditure/Outlay (in Rs. 000)	
UTs	2014-15 (Actual)	2015-16 (Revised Estimate)	2016-17 (Budget Estimate)
Andaman and Nicobar	2231206	3100547	3230154
Chandigarh	3017223	3781099	3723457
Dadra and Nagar Haveli	927897	980428	1220127
Daman and Diu	503538	621890	578840
Lakshadweep	501549	601780	705560
<b>Total</b>	<b>7181413</b>	<b>9085744</b>	<b>9458138</b>

<b>Table: 9 Plan &amp; Non Plan Breakup of Public Health Expenditure/Outlay by States (Rs. in 000)</b>						
	<b>2014-15 (Actual)</b>		<b>2015-16 (RE)</b>		<b>2016-17 (BE)</b>	
<b>States</b>	<b>Plan</b>	<b>Non Plan</b>	<b>Plan</b>	<b>Non Plan</b>	<b>Plan</b>	<b>Non Plan</b>
<b>Andhra Pradesh</b>	15,571,121*	19,942,249*	13,173,716	36,958,000	29,575,854	35,017,831
<b>Arunachal Pradesh</b>	2,837,776	3,069,484	3,114,452	3,615,154	4,662,111	4,270,714
<b>Assam</b>	7,354,093	11,917,557	29,066,287	20,853,447	23,615,507	22,552,808
<b>Bihar</b>	16,362,012	20,527,977	23,759,248	26,912,696	48,770,702	29,665,602
<b>Chhattisgarh</b>	17,903,523	5,858,813	27,310,731	7,486,514	32,284,839	8,802,398
<b>Delhi</b>	21,535,494	15,720,440	23,208,936	18,621,849	31,292,920	22,695,232
<b>Goa</b>	2,035,701	3,036,012	3,182,941	4,102,310	4,033,639	4,661,942
<b>Gujarat</b>	48,894,473	15,568,965	57,109,382	17,207,793	64,871,478	17,719,026
<b>Haryana</b>	13,081,496	11,018,212	18,104,037	12,444,476	26,168,499	15,283,546
<b>Himachal Pradesh</b>	4,098,258	10,011,055	7,065,730	11,871,911	6,915,429	13,352,206
<b>Jammu &amp; Kashmir</b>	-	14,609,202	-	29,249,245	-	30,726,552
<b>Jharkhand</b>	9,098,988	7,208,767	20,399,837	8,509,578	21,293,425	9,431,814
<b>Karnataka</b>	34,080,997	26,029,738	41,411,041	28,387,071	43,559,457	25,410,804
<b>Kerala</b>	11,622,736	30,662,988	14,578,297	37,492,242	15,252,805	42,172,821
<b>Madhya Pradesh</b>	22,942,131	25,047,598	27,017,149	28,332,563	34,755,793	37,410,786
<b>Maharashtra</b>	41,712,187	48,381,223	64,092,466	56,567,708	44,399,057	60,872,739
<b>Manipur</b>	3,810,072	1,970,307	3,221,528	2,137,546	3,046,117	2,243,215
<b>Meghalaya</b>	3,568,876	2,169,645	3,861,794	2,363,228	4,902,441	2,714,670
<b>Mizoram</b>	2,076,540	2,108,150	3,667,305	2,780,978	2,320,538	2,589,646
<b>Nagaland</b>	1,321,676	2,859,256	5,880,643	-	5,929,722	-
<b>Odisha</b>	17,112,488	15,217,386	20,494,455	18,719,889	27,260,547	20,309,102
<b>Puducherry</b>	2,408,467	1,998,319	3,227,649	2,116,520	3,127,469	2,256,830
<b>Punjab</b>	6,547,964	19,234,683	11,794,296	22,209,117	11,895,466	21,754,413
<b>Rajasthan</b>	34,551,693	30,557,058	65,296,983	33,281,656	80,688,983	35,709,260
<b>Sikkim</b>	1,627,973	980,695	1,986,513	1,088,932	1,692,177	1,153,372
<b>Tamil Nadu</b>	33,455,788	43,508,590	34,910,615	50,520,620	37,742,696	53,748,706
<b>Telangana</b>	11,236,255	15,261,246	19,988,138	26,276,820	26,113,059	39,204,128
<b>Tripura</b>	3,586,882	2,371,331	4,771,705	3,522,307	4,317,732	2,446,100
<b>Uttar Pradesh</b>	64,626,862	57,468,055	92,042,357	66,675,389	112,651,428	80,220,469
<b>Uttarakhand</b>	8,248,909	7,094,366	9,746,458	8,958,677	10,416,201	9,647,622
<b>West Bengal</b>	30,333,464	34,617,039	34,850,302	37,538,721	30,012,463	43,224,329
<b>Total of States</b>	<b>493,644,895</b>	<b>506,026,406</b>	<b>688,334,991</b>	<b>626,802,957</b>	<b>793,568,554</b>	<b>697,268,683</b>

\*Includes Actual (Accounts) of United Andhra Pradesh for two months for the year 2014-15

**Chart: 9.1** Percent distribution of Total Public Health Expenditure/Outlay as Plan & Non Plan expenditure



**National Health Accounts Team  
Ministry of Health & Family Welfare  
Nirman Bhawan  
New Delhi**

**Dr. Sheela Prasad  
Economic Adviser  
Ministry of Health & Family Welfare  
Government of India**

**Sh. J. Rajesh Kumar  
Director  
Ministry of Health & Family Welfare  
Government of India**

**Dr. K R Rajeshwari  
Assistant Director  
Ministry of Health & Family Welfare  
Government of India**

**Sh. Amit Kumar  
Research Analyst  
National Health Accounts Cell  
Ministry of Health & Family Welfare  
Government of India**

**Smt. Poonam Arya  
Research Analyst  
National Health Accounts Cell  
Ministry of Health & Family Welfare  
Government of India**